



FITTING YOUR NEEDS

Gas Flex Connectors

1-866-635-6888



www.ndlinc.com





Gas Flex Connectors

NDL Engineered



✓ 100% CSA Tested and Approved for indoor and outdoor use



✓ Complies: ANSI Z21.75/CSA 6.27 Connectors for outdoor gas appliances and manufactured homes

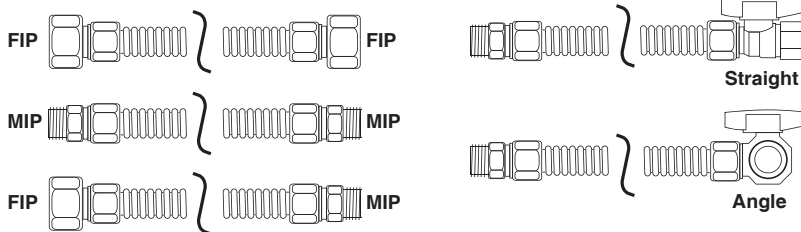


✓ Complies: ANSI Z21.24/CSA 6.10 Connectors for outdoor gas appliances

✓ Manufactured in an ISO 9001 certified State-of-the-Art Protection facility

✓ 100% tested and inspected for leaks and defects

DS & DSC Series Gas Connectors Combination



SERIES: G100/G103-coated 3/8" SS Gas Connectors


Description	12"	18"	24"	30"	36"	48"	60"	72"
1/2"MIP X 1/2"MIP	G100-3131-12	G100-3131-18	G100-3131-24	G100-3131-30	G100-3131-36	G100-3131-48	G100-3131-60	G100-3131-72
1/2"FIP X 1/2"FIP	G100-3232-12	G100-3232-18	G100-3232-24	G100-3232-30	G100-3232-36	G100-3232-48	G100-3232-60	G100-3232-72
1/2"FIP X 1/2"MIP	G100-3132-12	G100-3132-18	G100-3132-24	G100-3132-30	G100-3132-36	G100-3132-48	G100-3132-60	G100-3132-72
3/8"FIP X 1/2"FIP 1/2" STRAIGHT GAS VALVE	G100-2235-12	G100-2235-18	G100-2235-24	G100-2235-30	G100-2235-36	G100-2235-48	G100-2235-60	G100-2235-72
3/8"MIP X 3/8"MIP	G103-2121-12	G103-2121-18	G103-2121-24	G103-2121-30	G103-2121-36	G103-2121-48	G103-2121-60	G103-2121-72
1/2"MIP X 3/8"MIP	G103-2131-12	G103-2131-18	G103-2131-24	G103-2131-30	G103-2131-36	G103-2131-48	G103-2131-60	G103-2131-72
1/2"MIP X 1/2"MIP	G103-3131-12	G103-3131-18	G103-3131-24	G103-3131-30	G103-3131-36	G103-3131-48	G103-3131-60	G103-3131-72
3/8"FIP X 3/8"MIP	G103-2122-12	G103-2122-18	G103-2122-24	G103-2122-30	G103-2122-36	G103-2122-48	G103-2122-60	G103-2122-72
3/8"FIP X 1/2"MIP	G103-3122-12	G103-3122-18	G103-3122-24	G103-3122-30	G103-3122-36	G103-3122-48	G103-3122-60	G103-3122-72
1/2"FIP X 3/8"MIP	G103-2132-12	G103-2132-18	G103-2132-24	G103-2132-30	G103-2132-36	G103-2132-48	G103-2132-60	G103-2132-72
1/2"FIP X 1/2"MIP	G103-3132-12	G103-3132-18	G103-3132-24	G103-3132-30	G103-3132-36	G103-3132-48	G103-3132-60	G103-3132-72
3/8"FIP X 3/8"FIP	G103-2222-12	G103-2222-18	G103-2222-24	G103-2222-30	G103-2222-36	G103-2222-48	G103-2222-60	G103-2222-72
1/2"FIP X 1/2"FIP	G103-3232-12	G103-3232-18	G103-3232-24	G103-3232-30	G103-3232-36	G103-3232-48	G103-3232-60	G103-3232-72
3/8"MIP X 1/2"FIP 1/2" STRAIGHT GAS VALVE	G103-2135-12	G103-2135-18	G103-2135-24	G103-2135-30	G103-2135-36	G103-2135-48	G103-2135-60	G103-2135-72
1/2"MIP X 1/2"FIP 1/2" STRAIGHT GAS VALVE	G103-3135-12	G103-3135-18	G103-3135-24	G103-3135-30	G103-3135-36	G103-3135-48	G103-3135-60	G103-3135-72
3/8"FIP X 1/2"FIP 1/2" STRAIGHT GAS VALVE	G103-2235-12	G103-2235-18	G103-2235-24	G103-2235-30	G103-2235-36	G103-2235-48	G103-2235-60	G103-2235-72

"Preferred By Professionals."

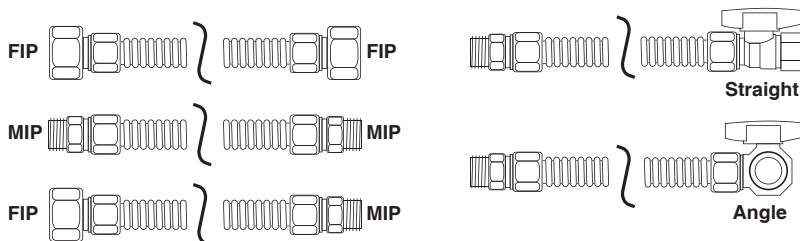


FITTING YOUR NEEDS

Gas Flex Connectors



DS & DSC Series Gas Connectors Combination



SERIES: G200/G203-coated 1/2" SS Gas Connectors

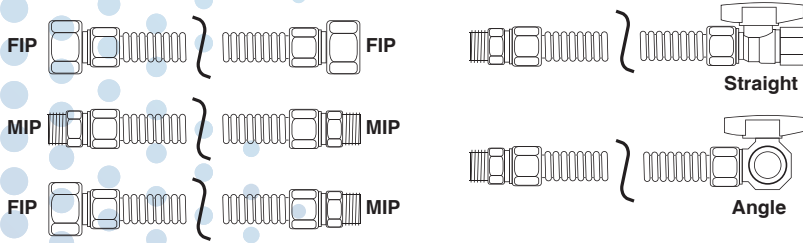
Description	12"	18"	24"	30"	36"	48"	60"	72"
1/2"MIP x 1/2" MIP	G200-3131-12	G200-3131-18	G200-3131-24	G200-3131-30	G200-3131-36	G200-3131-48	G200-3131-60	G200-3131-72
1/2"FIP x 1/2" FIP	G200-3232-12	G200-3232-18	G200-3232-24	G200-3232-30	G200-3232-36	G200-3232-48	G200-3232-60	G200-3232-72
1/2"MIP X 1/2" FIP STRAIGHT GAS VALVE	G200-3132-12	G200-3132-18	G200-3132-24	G200-3132-30	G200-3132-36	G200-3132-48	G200-3132-60	G200-3132-72
1/2"FIP X 1/2"FIP STRAIGHT GAS VALVE	G200-3135-12	G200-3135-18	G200-3135-24	G200-3135-30	G200-3135-36	G200-3135-48	G200-3135-60	G200-3135-72
1/2"MIP x 3/8" MIP	G203-2131-12	G203-2131-18	G203-2131-24	G203-2131-30	G203-2131-36	G203-2131-48	G203-2131-60	G203-2131-72
1/2"MIP x 1/2" MIP	G203-3131-12	G203-3131-18	G203-3131-24	G203-3131-30	G203-3131-36	G203-3131-48	G203-3131-60	G203-3131-72
1/2"FIP x 3/8" FIP	G203-2232-12	G203-2232-18	G203-2232-24	G203-2232-30	G203-2232-36	G203-2232-48	G203-2232-60	G203-2232-72
1/2"FIP x 1/2" FIP	G203-3232-12	G203-3232-18	G203-3232-24	G203-3232-30	G203-3232-36	G203-3232-48	G203-3232-60	G203-3232-72
1/2"FIP x 3/8" MIP	G203-2132-12	G203-2132-18	G203-2132-24	G203-2132-30	G203-2132-36	G203-2132-48	G203-2132-60	G203-2132-72
3/8"FIP x 1/2" MIP	G203-3122-12	G203-3122-18	G203-3122-24	G203-3122-30	G203-3122-36	G203-3122-48	G203-3122-60	G203-3122-72
1/2"FIP x 1/2" MIP	G203-3132-12	G203-3132-18	G203-3132-24	G203-3132-30	G203-3132-36	G203-3132-48	G203-3132-60	G203-3132-72
1/2"MIP X 1/2"FIP 1/2" STRAIGHT GAS VALVE	G203-3135-12	G203-3135-18	G203-3135-24	G203-3135-30	G203-3135-36	G203-3135-48	G203-3135-60	G203-3135-72
1/2"FIP X 1/2"FIP 1/2" STRAIGHT GAS VALVE	G203-3235-12	G203-3235-18	G203-3235-24	G203-3235-30	G203-3235-36	G203-3235-48	G203-3235-60	G203-3235-72

"Preferred By Professionals."



Gas Flex Connectors

DS & DSC Series Gas Connectors Combination




SERIES: G300/303-coated

5/8" SS Gas Connectors

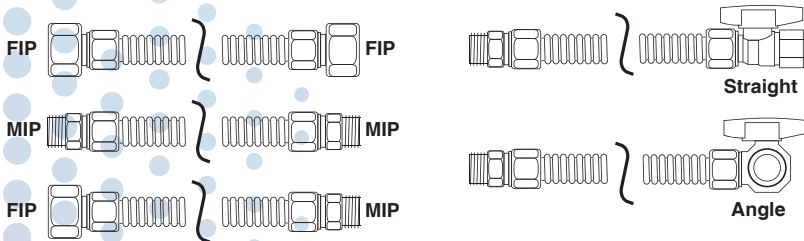
Description	12"	18"	24"	30"	36"	48"	60"	72"
1/2"MIP x 1/2" MIP	G300-3131-12	G300-3131-18	G300-3131-24	G300-3131-30	G300-3131-36	G300-3141-48	G300-3131-60	G300-3131-72
1/2"MIP x 3/4" MIP	G300-3141-12	G300-3141-18	G300-3141-24	G300-3141-30	G300-3141-36	G300-3141-48	G300-3141-60	G300-3141-72
3/4"MIP x 3/4" MIP	G300-4141-12	G300-4141-18	G300-4141-24	G300-4141-30	G300-4141-36	G300-4141-48	G300-4141-60	G300-4141-72
1/2"FIP x 1/2" FIP	G300-3232-12	G300-3232-18	G300-3232-24	G300-3232-30	G300-3232-36	G300-3232-48	G300-3232-60	G300-3232-72
3/4"FIP x 3/4" FIP	G300-4242-12	G300-4242-18	G300-4242-24	G300-4242-30	G300-4242-36	G300-4242-48	G300-4242-60	G300-4242-72
1/2"FIP x 1/2" MIP	G300-3132-12	G300-3132-18	G300-3132-24	G300-3132-30	G300-3132-36	G300-3132-48	G300-3132-60	G300-3132-72
3/4"FIP x 1/2" MIP	G300-3142-12	G300-3142-18	G300-3142-24	G300-3142-30	G300-3142-36	G300-3142-48	G300-3142-60	G300-3142-72
3/4"FIP x 3/4" MIP	G300-4142-12	G300-4142-18	G300-4142-24	G300-4142-30	G300-4142-36	G300-4142-48	G300-4142-60	G300-4142-72
1/2"MIP x 1/2"FIP - 1/2" STRAIGHT GAS VALVE	G300-3135-12	G300-3135-18	G300-3135-24	G300-3135-30	G300-3135-36	G300-3135-48	G300-3135-60	G300-3135-72
1/2"MIP X 3/4"FIP 1/2" STRAIGHT GAS VALVE	G300-3145-12	G300-3145-18	G300-3145-24	G300-3145-30	G300-3145-36	G300-3145-48	G300-3145-60	G300-3145-72
3/4"MIP X 3/4"FIP 3/4" STRAIGHT GAS VALVE	G300-4145-12	G300-4145-18	G300-4145-24	G300-4145-30	G300-4145-36	G300-4145-48	G300-4145-60	G300-4145-72
3/4"FIP X 3/4"FIP 3/4" STRAIGHT GAS VALVE	G300-4245-12	G300-4245-18	G300-4245-24	G300-4245-30	G300-4245-36	G300-4245-48	G300-4245-60	G300-4245-72
1/2"MIP X 3/4"FIP 3/4" ANGLE GAS VALVE	G300-3146-12	G300-3146-18	G300-3146-24	G300-3146-30	G300-3146-36	G300-3146-48	G300-3146-60	G300-3146-72
1/2"MIP x 1/2" MIP	G303-3131-12	G303-3131-18	G303-3131-24	G303-3131-30	G303-3131-36	G303-3131-48	G303-3131-60	G303-3131-72
3/4"MIP x 1/2" MIP	G303-3141-12	G303-3141-18	G303-3141-24	G303-3141-30	G303-3141-36	G303-3141-48	G303-3141-60	G303-3141-72
3/4"MIP X 3/4"MIP	G303-4141-12	G303-4141-18	G303-4141-24	G303-4141-30	G303-4141-36	G303-4141-48	G303-4141-60	G303-4141-72
1/2"FIP X 1/2"FIP	G303-3232-12	G303-3232-18	G303-3232-24	G303-3232-30	G303-3232-36	G303-3232-48	G303-3232-60	G303-3232-72
3/4"FIP X 3/4"FIP	G303-4242-12	G303-4242-18	G303-4242-24	G303-4242-30	G303-4242-36	G303-4242-48	G303-4242-60	G303-4242-72
3/4"FIP X 1/2"FIP	G303-3242-12	G303-3242-18	G303-3242-24	G303-3242-30	G303-3242-36	G303-3242-48	G303-3242-60	G303-3242-72
1/2"FIP x 1/2" MIP	G303-3132-12	G303-3132-18	G303-3132-24	G303-3132-30	G303-3132-36	G303-3132-48	G303-3132-60	G303-3132-72
1/2"FIP X 3/4"MIP	G303-4132-12	G303-4132-18	G303-4132-24	G303-4132-30	G303-4132-36	G303-4132-48	G303-4132-60	G303-4132-72
3/4"FIP X 3/4"MIP	G303-4142-12	G303-4142-18	G303-4142-24	G303-4142-30	G303-4142-36	G303-4142-48	G303-4142-60	G303-4142-72
3/4"FIP X 1/2"MIP	G303-3142-12	G303-3142-18	G303-3142-24	G303-3142-30	G303-3142-36	G303-3142-48	G303-3142-60	G303-3142-72
1/2"MIP X 1/2"FIP 1/2" STRAIGHT GAS VALVE	G303-3135-12	G303-3135-18	G303-3135-24	G303-3135-30	G303-3135-36	G303-3135-48	G303-3135-60	G303-3135-72
1/2"MIP X 3/4" FIP 3/4" STRAIGHT GAS VALVE	G303-3145-12	G303-3145-18	G303-3145-24	G303-3145-30	G303-3145-36	G303-3145-48	G303-3145-60	G303-3145-72
3/4"MIP X 3/4"FIP 3/4" STRAIGHT GAS VALVE	G303-4145-12	G303-4145-18	G303-4145-24	G303-4145-30	G303-4145-36	G303-4145-48	G303-4145-60	G303-4145-72

"Preferred By Professionals."

Gas Flex Connectors



DS & DSC Series Gas Connectors Combination



SERIES: G400/G403-coated 1" SS Gas Connectors

Description	12"	18"	24"	30"	36"	48"	60"	72"
3/4" MIP X 3/4" FIP	G400-4142-12	G400-4142-18	G400-4142-24	G400-4142-30	G400-4142-36	G400-4142-48	G400-4142-60	G400-4142-72
3/4" MIP X 3/4" FIP	G403-4142-12	G403-4142-18	G403-4142-24	G403-4142-30	G403-4142-36	G403-4142-48	G403-4142-60	G403-4142-72

SERIES: G01 Gas Valves

Description	3/8" FIP X 3/8" FIP STRAIGHT	1/2" FIP X 1/2" FIP STRAIGHT	3/4" FIP X 3/4" FIP STRAIGHT
Part Number	G01-2806	G01-2808	G01-2812

Description	3/8" FLARE X 1/2" FIP STRAIGHT	1/2" FLARE X 1/2" FIP STRAIGHT	1/2" FLARE X 3/4" FIP STRAIGHT
Part Number	G01-387	G01-487	G01-537

Description	5/8" FLARE (15/16) X 1/2" FIP STRAIGHT	5/8" FLARE (15/16) X 3/4" FIP STRAIGHT	3/8" FLARE X 1/2" FIP ANGLE
Part Number	G01-587	G01-687	G01-380G

Description	1/2" FLARE X 1/2" FIP ANGLE	5/8" FLARE (15/16) X 3/4" FIP ANGLE
Part Number	G01-480G	G01-680G

SERIES: GU1 Brass Flare Fittings

Description	3/8" OD FLARE X 1/2" MIP (TAPPED 3/8" FIP)	1/2" OD FLARE X 3/8" MIP (TAPPED 1/8" FIP)	1/2" OD FLARE X 1/2" MIP (TAPPED 3/8" FIP)
Part Number	GU1-6D-S	GU1-8C-S	GU1-8D-S

Description	5/8" OD FLARE (15/16)" X 1/2" MIP	5/8" OD FLARE (15/16)" X 3/4" MIP	3/8" OD FLARE X 3/8" MIP (TAPPED 1/8" FIP)
Part Number	GU1-10D-S	GU1-10E-S	GU1-6C-S

"Preferred By Professionals."



Gas Flex Connectors



CERTIFIED

- Certified by C.S.A for indoor and outdoor use.
- Design complies with **ANSI Z21.24 CSA/CGA 6.10** Standard “Connectors for Gas Appliance” and **ANSI Z21.75 CSA/CGA 6.27** Standard “Connectors for Outdoor Gas Appliance and Manufactured Homes”.
- Gas connector installation for a fixed appliance for indoor or outdoor use, installation must be in accordance with the **National Fuel Code, ANSI Z233.1/NFPA54** and/or **CAN/CGA B149-Latest edition, Installation Codes**.



INSTALL TIPS

- Gas connectors are designed for ease of installation and proper alignment of piping systems or appliances using natural or liquified petroleum (LP) gas at pressure not to exceed ½ psi (3.5 kPa). Improper use must be avoided.
- The gas connector should be of adequate length to reach from the gas supply line to the appliance without stretching.
- Flare seats must be kept clean and free of sealing compounds, grease, and oil.
- Gas connector is not to be installed underground or used in contact with the ground. The gas connector must not be concealed within or run through any wall, floor, or partition.
- Gas connector contact with foreign objects such as electrical wiring, copper or iron pipe, paneling, wall studs, and sheet metals must be avoided.
- The gas outlet shall be in the same room as the appliance.
- A readily accessible manual gas shutoff valve must be installed within 6 feet upstream of all appliances.
- Leak check final assembly, Use non-corrosive gas leak test solution, where the seeping bubbles will indicate a leak. Do not use dish washing detergent.
- Do not over tighten.



WARNING

- The connectors and fittings are designed for use only on the original installation and may not be reused for another gas appliance or at another location.
- A new connector and valve must be installed if an indoor or outdoor appliance is replaced.
- Gas connector must be replaced if it is exposed to fire or, in the case of coated connector, if its coating is damaged.
- Any hole, crack, or other damage to connector or it's improper installation could lead to a potentially explosive release of gas!
- The connector should not be used if kinked, twisted or bent smaller than 1-1/2” internal diameter (i.e. approximately the diameter of a golf ball).
- Connector nuts must not be connected directly to pipe threads. The connector must be installed with pipe adapters provided.
- **Avoid having the following materials in contact with the connector:** Acids, Solvents, Caustic chemicals (e.g. ammonia, ets.), cleaning solution (dish soap, cleanser, bleach), solder flux and other chemicals used to etch metals, household chemicals (fungicides, insecticides) chlorinated chemicals and any liquid with chlorine like laundry bleach or dish washing detergent.
- The final assembly must be tested for leaks. Test for leaks only with leak test solution. Rinse all connections with water and dry because leak test solution may cause corrosion. **Do Not** use open flame to test for gas leaks.



Gas Flex Connectors



TERMS AND CONDITIONS

1. GENERAL - The terms and conditions of sale contained herein apply to all quotations made and all purchase orders entered into by Seller, and acceptance by Seller of any order by confirmation or commencement of performance shall be on the basis of these terms and conditions of sale, even though no reference is made thereto at the time of acceptance. Seller's failure to object to provisions contained in any communication from Buyer shall not be deemed a waiver of these terms and conditions of sale. Buyer's assent to these terms and conditions of sale shall be deemed to be given by implication unless Buyer gives written notice of objection to Seller promptly under receipt of this document. Any changes in the terms and conditions of sale contained herein must specifically be agreed to in writing by an Officer of Seller before becoming binding on Seller.

2. ACCEPTANCE OF ORDERS - All orders from Buyer are subject to acceptance by Seller, and Seller reserves the right to accept or reject any orders in whole or in part.

3. PRICES - Prices quoted or acknowledged by Seller are firm for the quantities and the shipping schedules set forth in the quotation or order acknowledgement, but are subject to revision if quantities and/or shipping schedules are changed by buyer.

4. TAXES - Unless otherwise specifically provided for in quotation or order acknowledgement, the amount of any present or future sales or other tax applicable to the products covered by this quotation or order or the manufacture or sale thereof, shall be added to the purchase price and shall be paid by Buyer, or in lieu thereof Buyer shall provide Seller with a tax exemption certificate acceptable to the taxing authorities.

5. TRANSPORTATION - All sales are made F.O.B. shipping point. Seller's title passes to Buyer upon making delivery of material purchased hereunder to carrier at shipping point in good condition. All claims for loss or damage must be filed by Buyer with the carrier. Unless specific instructions are given by Buyer, Seller reserves the right to select carrier and routing.

6. DELIVERY - Shipping dates are approximate and are based on prompt receipt from Buyer of all necessary information, Seller reserves the right to make partial shipments. For merchandise custom made to Buyer's specifications Seller reserves the right to deliver up to 10% more than the exact quantity ordered, and Buyer is obligated to pay for the full quantity shipped.

7. PAYMENT AND TERMS - All invoices on credit terms are due and payable 30 days from the date of invoice. No discounts are allowed. Invoices remaining unpaid after their due date will be subject to interest charge of 1.5% per month from their due date until paid. Buyer will pay all costs and expenses of collection of overdue accounts, including reasonable attorney's fees. Each shipment shall be considered a separate and independent transaction, and payment therefore shall be made accordingly. If shipment is delayed by Buyer, Seller has the right to issue invoice on the date he is prepared to make shipment. If the work covered by the purchase order is delayed by Buyer, the invoiced amount shall be based on the purchase price and the percentage of completion. Products held for Buyer shall be at the risk and expense of Buyer. If, in the judgement of Seller, the financial condition of Buyer at any time does not justify continuation of production of shipment on the terms of payment originally specified. Seller may require full or partial payment in advance. In the event of bankruptcy or insolvency by Buyer or in the event any proceeding is brought by or against Buyer under the bankruptcy or insolvency laws, Seller shall be entitled to cancel any order then outstanding and shall receive reimbursement for its cancellation charges.



FITTING YOUR NEEDS

Gas Flex Connectors

8.WARRANTY AND REMEDIES - LIMITED WARRANTY. Products manufactured by NDL Industries Inc. are made to conform to all applicable codes and standards in the United States and Canada. NDL Industries Inc.'s products will be repaired or replaced at our option within three years of the date of its first installation into service. There is no warranty for products that have been reused, have been attached to an appliance that has been moved to a different location or where original fittings supplied by NDL Industries Inc. have been changed or removed. There will be no responsibility or liability accepted for any failures caused by the use of chemical products or cleaners containing chlorine and/or ammonia. NDL Industries Inc. will not be liable for incidental, consequential, indirect damages or for special circumstances caused by the failure of our product even if it has been advised of the possibility of such damages. No other warranty. Expressed or implied, is made with regard to products of NDL Industries Inc.

THE FOREGOING WARRANTIES AND REMEDIES ARE EXCLUSIVE, AND SELLER SHALL HAVE NO FURTHER OR ADDITIONAL OBLIGATION WITH RESPECT TO ANY MERCHANDISE SOLD TO BUYER. ALL IMPLIED WARRANTIES, INCLUDING MERCHANTABILITY AND FITNESS FOR PURPOSE, ARE DISCLAIMED.

9.LIMITATION OF LIABILITY - Seller's sole liability and Buyer's exclusive remedy for damages from any cause whatsoever (and regardless of the form of action) shall be limited to the repair, replacement or crediting, at seller's sole option pursuant to the limited warranty set forth above, of the specific merchandise that cause the damages or are the subject matter of, or directly related to the cause of action. In no event shall Seller be liable for damages caused by Buyer's negligence or for any lost profits, or other incidental or consequential damages, including loss to other systems or equipment of which a product of Seller is a part, even if Seller has been advised of the possibility of such damages.

10.FORCE MAJEURE - Seller shall not be liable for any failure or delay in manufacture or delivery resulting from any cause beyond the reasonable control of Seller, including by way of illustration and not by way of limitation, compliance by Seller with any Government regulation, or from acts of God, fires, or other casualty or accident, strikes, lockouts, factory shutdowns, or alterations, embargoes, riots or other disorders, delays or shortages in transportation, or inability to obtain sufficient quantity of fuel, power, labor, manufacturing facilities of materials or other supplies from the usual sources of Seller.

Neither shall the Seller be held to the price of the product in his quotation and/or order acknowledgement, in the event cost of materials needed for the Seller's manufacturing process of the product, as the result of events listed in this paragraph, and being beyond the reasonable control of the Seller, would increase beyond what can normally be expected during the life of the contract.

Should such cost increases occur, the Seller and the Buyer agree to re-negotiate the price for the product based on the actual cost increases to the Seller for the Buyer's product as a result of said price increases of materials used in the manufacturing of the product in question.

11.CANCELLATION - Cancellation of orders will not be accepted unless written approval has been obtained from seller.

12.RETURN POLICY - Buyer must obtain a written approval from Seller prior to shipping any Product back to Seller. All Returns to be sent prepaid by Buyer. At the discretion of the Seller, unused and undamaged Standard Products may, under certain circumstances, be accepted back for credit or exchange. A restocking charge may apply. Custom made products which are returned as defective, but are found to meet the specifications agreed upon, will be subject to a re-testing charge.

13.DISPUTES - Disputes between the parties shall be settled by arbitration according to the Rules of Arbitration applicable within the jurisdiction of the province of British Columbia, Canada.



Gas Flex Connectors

NDL INDUSTRIES INC.

266 SW Marine Drive, Vancouver
BC, V5X 2R5 Canada

Toll Free Phone 1-866-635-6888
Toll Free Fax 1-866-635-7888
Phone 1-604-736-7470
Fax 1-604-736-0164

Email info@ndlinc.com
Web www.ndlinc.com

