

## MODEL FL-D-2

## HIGH PERFORMANCE 2" FIXED LOUVER

### STANDARD CONSTRUCTION:

**Frame:** .060 Extruded Aluminum, 2.16" Deep

**Blade:** .060 Extruded Aluminum positioned on a 37° angle on approximately 1.47" centers

**Birdscreen:** .75" x .051" Flattened Aluminum in removable frame. Screen is mounted as standard on inside (rear) as looking from exterior of building.

**Finish:** Mill Aluminum (Std.)

**Minimum Size:** 12 x12

**Maximum Single Section:** 120"w x 84"h or 84"w x 120"h

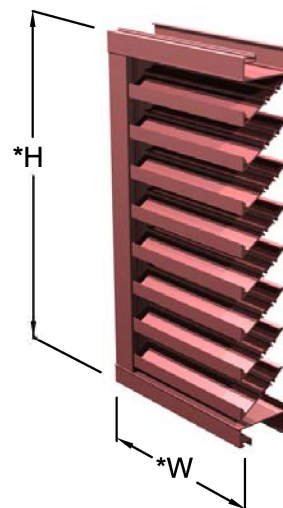
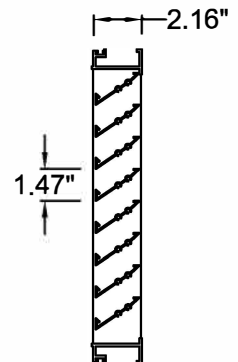
**Note:** 10' max width

### OPTIONS:

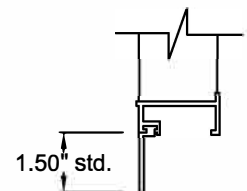
- ☐ Flanged Frame (1.50" std.), (1" std for shapes R\_ )
- ☐ Custom Flange (1", 2" , or 3"), (1.5", 2", or 3" for shapes R\_ )
- ☐ Extended Sill
- ☐ Glazing Adapter (.50" or .75")
- ☐ Insect Screen (Other Screens Available, See Screen Page)
- ☐ Filter Racks (no screen)
- ☐ Security Bars
- ☐ Hinged Sub Frame
- ☐ Welded Construction (Wind Load +/- 50 psf)
- ☐ Blank-off, Alum., non-insulated, no screen, non-removeable
- ☐ Blank-off, Alum., non-insulated, with bird screen or insect screen
- ☐ Blank-off, Alum., insulated double wall, with bird screen, removable
- ☐ Blank-off, Alum., insulated double wall, no screen, non-removeable

### AVAILABLE FINISHES:

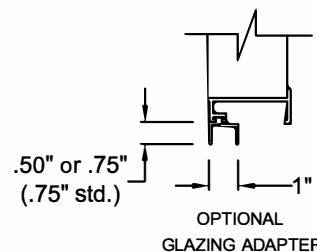
- ☐ Durable Polyester (AAMA 2604)
- ☐ 70% PVDF Fluoropolymer (AAMA 2605)
- ☐ Yellow Primer
- ☐ Clear Anodize
- ☐ Dark Bronze Anodize



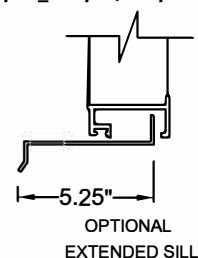
\*Stocked with Flange\*



OPTIONAL FLANGE  
(except R\_ Shapes, 1" optional std)



OPTIONAL  
GLAZING ADAPTER



OPTIONAL  
EXTENDED SILL

\*Width and Height dimensions are approximately 1/4" under listed size.



**JEDCO SUPPLY**

**MODEL FL-D-2 (Drainable Blade w/ Jamb Gutters and Downspouts)**

DRAWN BY: MHM	DATE: January 2010	REV. DATE: October 2018	REV. NO. 6	APPROVED BY: BGT	DWG. NO.: A-1
------------------	-----------------------	----------------------------	---------------	---------------------	------------------