

FAMCOMFG.COM



PRODUCT CATALOG 2021



ROOF VENTS | WALL VENTS | GABLE VENTS | SOFFIT/FOUNDATION VENTS | HVAC DAMPERS | CHIMNEY CAPS | PIPE
FLASHINGS | HVAC ACCESSORIES | ROOF FLASHINGS | ROOF EDGE FLASHINGS | VALLEY FLASHINGS | METAL SHINGLES





VISION

TO BUILD AN EMPOWERED TEAM DEDICATED TO MAKING FAMCO THE NATION'S #1 CHOICE OF VENTILATION SOLUTIONS.

MISSION

CUSTOMERS TRUST FAMCO TO DELIVER UNPARALLELED QUALITY AND LEAD TIMES IN THE HVAC MARKET. WE PURSUE A VIBRANT FUTURE, DRIVEN BY EMPOWERED INDIVIDUALS WORKING AS A TEAM, COMMITTED EACH DAY TO CONTINUOUS IMPROVEMENT.

FAMCO FAMILY VALUES

WE BELIEVE THE STRENGTH OF OUR TEAM IS OUR GREATEST ADVANTAGE

- ❖ Each of us has the capacity to lead and inspire others through our actions
- ❖ We invest in our success through training, development and providing opportunity
- ❖ We are inspired to contribute our gifts and talents, have a bias for action, and are accountable for the outcome

WE BELIEVE FAMCO WINS WHEN THE CUSTOMER WINS

- ❖ Taking care of the customer supersedes the job description
- ❖ We will always act with integrity and be dependable
- ❖ We deliver the best service and quality in the industry

WE BELIEVE IN FOSTERING A CULTURE OF TEAMWORK

- ❖ We prioritize the safety and wellbeing of our team
- ❖ We treat each other with trust and respect
- ❖ We have fun, celebrate victories, and share success

WE BELIEVE IN INVESTING IN THE FUTURE BY

- ❖ Challenging the status quo
- ❖ Improving processes and eliminating waste
- ❖ Embracing change and pursuing it with passion



Higinio H.

PRODUCTION TEAM LEAD

Higinio has been with FAMCO for 27 Years.

As a Lead, he oversees the production of Backdraft/Butterfly Dampers and many other products.

FAMCO Butterfly Dampers are used as a backdraft damper for heat exchangers, exhaust systems, solar heating systems and other intake or exhaust applications where a powered damper is not rated for use with a dryer. This damper works in both horizontal or vertical positions and the foam seal provides minimal air leakage.

Adalberto A.

PRODUCTION TEAM LEAD

Adalberto has been with FAMCO for 23 years.

As a Lead, he oversees the production of Motorized Dampers.

FAMCO Motorized Dampers have a floating motor mount that assures proper alignment of motor, shaft and damper to prevent binding, while the clutch/coupler reduces the number of moving parts for greater service life. End switches are available with all models.

We test our motors to a 100,000 cycles to ensure reliability for years of service.





Octavio E.

PRODUCTION TEAM LEAD

Octavio has been with FAMCO for 20 Years.

As a Lead, he oversees the production of wall vents.

FAMCO Wall Vents are available in multiple sizes/materials/colors, with or without extension.

Our wall vents can be used of intake, exhaust and dryer applications.

Antonio A.

PRODUCTION TEAM LEAD

Antonio has been with FAMCO for 23 years.

As a Lead, he oversees the production of Pipe Flashings.

FAMCO Pipe Flashings feature a large flange for easy installation and leak protection. No field trimming is required and they offer weather proof construction.

We offer flat roof and pitch roof options.





Betty C.

PRODUCTION TEAM LEAD

Betty has been with FAMCO for 15 Years.

As a Lead, she oversees the production of J-Vents and Peak Vents.

J-Vents are great for attic (static) ventilation and can be used with most roofing materials. It provides a low silhouette and is open on two sides for better air flow. It helps eliminate attic moisture and heat build-up.

Peak Vents come in a range of sizes.

Jose D.

PRODUCTION TEAM LEAD

Jose has been with FAMCO for 15 years.

As a Lead, he oversees the production of Bathroom/Kitchen vents.

FAMCO bathroom fan / kitchen exhaust roof vents are designed for use with bathroom or kitchen exhaust venting systems. This roof mounted vent comes with a built-in hinged damper to prevent backdraft, and includes a removable $\frac{1}{4}$ screen to prevent hood access by birds and many insects. Quality constructed from heavy-duty material.





Marcelino F.

PRODUCTION TEAM LEAD

Marcelino has been with FAMCO for 6 Years.

As a Lead, he oversees the layout of raw sheet material on our optical lasers.

FAMCO uses lasers for the majority of our products as the first step in building a quality product. Laser patterns ensure crisp and consistent components which are used in the production process.

They are so efficient that we have reduced waste and improved output.

Rocio S.

PRODUCTION TEAM LEAD

Rocio has been with FAMCO for 13 years.

As a Lead, she oversees the production of Gable Vents and the Super Market.

FAMCO louvered gable vents are used for attic ventilation, for air intake, or exhaust applications. Vents are available in Copper or Galvanized Steel with a variety of mounting options. The gable vent comes standard with a 1/8 inch insect screen.

The Super Market is the sub-assembly hub and supplies much needed components for everything built on the factory floor.





QUALITY VENTILATION SOLUTIONS SINCE 1989



SECURE ONLINE
PAYMENT OPTIONS
AVAILABLE



COMPLETE AND
ON TIME



OUR PRODUCT
GUARANTEE



FAMCO
WHOLESALE

Username or Email Address

Password

☐ Remember Me

Log In

[← Back to FAMCO](#)

WHOLESALE ONLINE ORDERING COMING SOON....

WE MAKE MOST OF OUR PRODUCTS IN THE USA

Table of Contents

Terms Of Sale	10	Rectangular Hooded Wall Vent - 3 1/4" X 14" with Damper	23	Motorized Damper- Normally Closed/Power Open	35
Delivery Terms	10	Rectangular Hooded Wall Vent - 3 1/4" X 10" with Damper And Screen	23	Heavy Duty Motorized Damper- Power Open/Closed	36
Ordering Information	10	Heavy Duty Rectangular Hooded Wall Vent - 3 1/4" X 10" with Damper And Screen	23	Backdraft/Butterfly Damper	36
Guarantee	11	Hooded Wall Vents with Damper Only	23	Inline Spring Loaded Backdraft/Butterfly Damper	36
Errors & Omissions	11	Hooded Wall Vents with Screen Only	24	Pressure Relief Damper	37
About Us	11	Hooded Wall Vents with Damper & Screen	24	Wind Directional Cap	37
Return Policy	12	Hooded Wall Vent with Spring Loaded Damper, Gasket, Screen & Short Tube	25	Wind Cap Adapter	37
Freight Claims	12	Big Mouth Hooded Wall Vent with Spring Loaded Damper, Gasket & Screen	25	Square Tile Cap Adatper	37
Condenser Unit Cover	15	Heavy Duty Big Mouth Hooded Wall Vent With Spring Loaded Damper, Gasket, Screen & Short Tube	25	Vacuum Cap	38
Flush Mount Wall Vents with Damper	15	Stucco Wall Vents W/ Damper	25	Square Base Vacuum Cap	38
Flush Mount Wall Vents with Damper & Screen	15	Stucco Wall Vents W/Screen	26	Universal Cap	38
Flush Mount Wall Vents with Damper & Extension	15	Stucco Wall Vents W/Damper & Screen	26	Cone Top Cap	39
Louvered Wall Vents with Screen	15	Stucco Trim Ring For Wall Vents	26	Cone Top Cap with Screen	39
J-Vent	16	Polymer Wall Vents with Movable Louvers, No Stem	27	Pipe Flashing - Standard Pitch (1/12 - 6/12)	40
J-Vent with Extension	16	Polymer Wall Vents with Movable Louvers & Tube	27	Pipe Flashing - Steep Pitch (7/12 - 12/12)	41
J-Vent with 6" Clearance	16	Polymer Wall Vents with Fixed Louvers, Screen, No Stem	27	Pipe Flashing - Flat Pitch	42
J-Vent with Shake Base	17	Polymer Wall Cap Vent with Tube	27	Cricket / Snow Flashing	42
LRV50 Louvered Roof Vent with Slant Back 50 Sq. In. Net Free Area	17	Polymer Wall Cap	27	Flue Plug	43
JVO38 Roof Vent with 38 Sq. In. Net Free Area	17	Polymer Under Eave Vent with Damper	28	Flue Cap	43
Peak Vent	17	Polymer Increaser/Reducer 3" To 4"	28	Tapered Reducer	44
Bathroom / Kitchen Exhaust Vent with Screen & Damper	18	Polymer Under Eave Vent, No Damper	28	Increaser/Reducer	45
Bathroom / Kitchen Exhaust Vent with Extension, Screen & Damper	18	Continuous Soffit Vent	28	Increaser/Reducer	46
Goose Neck Roof Vents	18	Make-Up Air Kits	31	Plug Reducer	47
Goose Neck Roof Vents with Extension	18	Motorized Damper-Normally Open/Power Closed	33	Square To Round Transition Box	48
Globe Vent	19	Motorized Damper-Normally Open/Power Closed	34	Storm Collar	52
Round Vent Base- Flat	19	Motorized Damper-Normally Closed/Power Open	34	Storm Collar for B-Vent	52
Round Vent Base- Pitch	20			Starter Collars	52
Round Vent Base- Saddle	20			Vent Collars	52
Sub Base	22			Furnace Filter Rack	53
Continuous Ridge Vent	22			Furnace Filter Rack Base	53
Bvds Polymer Bathroom / Kitchen Exhaust Vent with Screen, Damper & Removable Stem	22			Nail Plates	53
FA50 Polymer Roof Vent with 50 Sq. In. Net Free Area	22			Vent Screen	53
Rectangular Hooded Wall Vent - 3 1/4" X 10" with Damper	23			CDF'S Concealed Duct Fittings	54



TERMS OF SALE:

DISCOUNTS: Discounts offered by FAMCO are for approved accounts only. Discounts are a percentage off list price from list price book. All special orders are priced net and receive no discounts. FAMCO will not accept returns of special ordered products.

TERMS: Terms are NET 30 days from date of invoice. Payment to be made to FAMCO, 649 N. Ralstin St., Meridian, ID 83642. There will be an interest charge of 1½% per month (18% APR) added on all accounts over 30 days. FAMCO reserves the right to change prices without notice.

DELIVERY TERMS:

FREIGHT: All orders should try to reach freight free minimums if possible. All orders below freight free minimums will be prepaid and added to invoice unless specified otherwise. See page 12 for freight allowances.

ROUTING: Orders will be shipped the most cost effective way. Any additional freight cost over standard routing will be invoiced to the customer. We cannot be liable for shipping delays not within our control.

ORDERING INFORMATION:

CATALOG: Please use our catalog numbers and description when ordering to avoid confusion or delay.

MATERIALS: Please contact us for all special material requests.

BIDS & QUOTES: All price quotes are good for a maximum of 30 days unless stated otherwise in writing.

MISC: Extra catalogs, price sheets, ad materials and samples will be provided at the option of FAMCO.

GUARANTEE:

All products are guaranteed to be free of defective material or workmanship for a period of one year from date of delivery. During the guarantee period, if any parts prove defective, they will be repaired or replaced free of charge at factory option; if, upon receipt of written authorization they are delivered prepaid to the factory. This guarantee does not, however, cover any damage caused by neglect of lubrication, accident or overload, improper installation, nor does it cover the cost of repairs made or attempted outside the factory without written authorization from FAMCO. Correction of any verified defects by repair or replacement shall constitute fulfillment of the guarantee. Customer must pay all freight cost associated with repair or replacement.

ERRORS & OMISSIONS:

While every effort has been made to ensure the accuracy of the information supplied herein, FAMCO (Fresh Air Manufacturing Company) cannot be held responsible for any errors or omissions.

ABOUT US:



Established in 1989, FAMCO, headquartered in Meridian, Idaho, is one of the Pacific Northwest's largest manufacturers of Roof Flashings, Pipe Flashings, Ventilation Products, HVAC Accessories, Plastic Air Ventilation Products, and Specialty Building Products.

FAMCO currently manufactures and distributes from three plants located in Meridian, Nampa and Caldwell, Idaho to thousands of HVAC, Roofing and Building Material wholesalers across the United States and Canada. FAMCO builds high quality products that have been trusted by HVAC, Mechanical, Roofing, and Building Professionals for decades.

Our quality starts with using the finest raw materials available and having our experienced team following Lean Manufacturing principles. Under Lean Manufacturing, every procedure is measured, analyzed and checked for quality, efficiency and customer satisfaction. It is the veteran management team, industry knowledge and desire to always improve that separates FAMCO from the competition. We pride ourselves on the guarantee of quality Ventilation and Building Products.

RETURN POLICY:

The customer is responsible for freight charges to return the product. There is a 25% restocking fee for all returned product. Credit will not be issued until product is returned and inspected. Product must arrive in resalable condition. Credits will expire 1 year from date of issue and will no longer be honored.

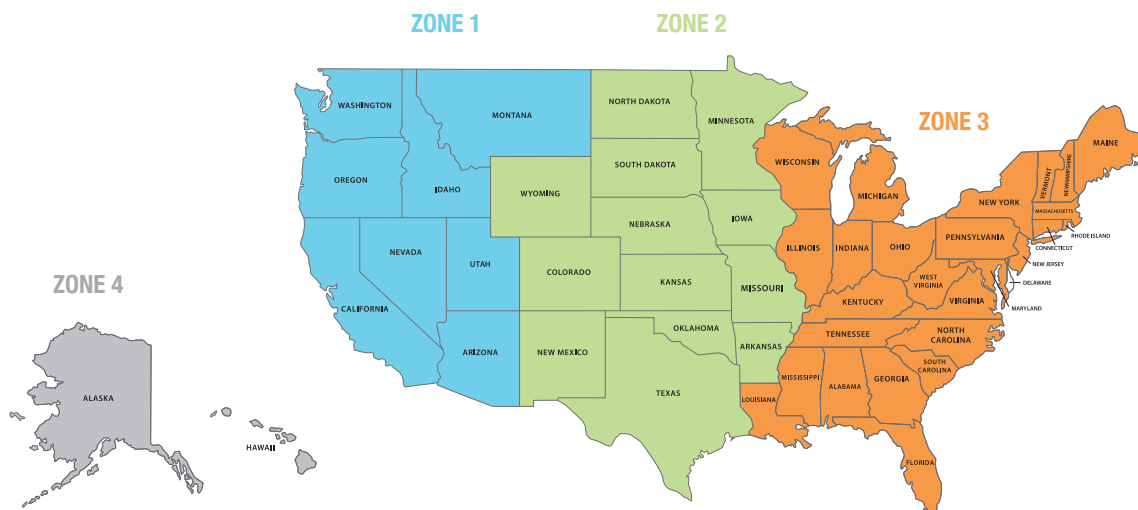
FAMCO will issue a Return Authorization (RA) for all returns and it must accompany the product. No return will be accepted without an RA. The RA's are good for a maximum of 30 days. If the product is not returned within that time frame a new RA must be requested.

For damaged product, FAMCO will need pictures of the damage to determine if we will need it returned for credit. An RA will be issued for the return.

FREIGHT CLAIMS:

All claims must be reported to FAMCO within 2 weeks of delivery.

If product is missing or damaged in shipment, it must be noted on the delivery receipt (BOL) prior to the freight truck departure. If you do not have time to count while the driver is there, please note on the delivery receipt "**subject to count**". Without this information on the delivery receipt, we will no longer be able to issue a credit for missing products. It is the responsibility of the customer to file freight claims with the carrier.



FREIGHT FREE ALLOWANCES

ZONE #1	\$1,500.00
ZONE #2	\$2,000.00
ZONE #3	\$2,500.00
ZONE #4	F.O.B. Meridian, ID

ZONE #4 - Includes:
AK, HI & CANADA

*SOME RESTRICTIONS APPLY

*EXCLUDES OVERSIZED PALLETS AND SPECIAL ORDERS



QUALITY VENTILATION SOLUTIONS SINCE 1989

COPPER

WE ARE PROUD TO MAKE THE MAJORITY OF OUR PRODUCTS RIGHT HERE IN THE UNITED STATES FROM A VARIETY OF RAW MATERIALS. ONE OF OUR FAVORITE MATERIALS TO WORK WITH IS COPPER. MANY OF OUR MADE TO ORDER PRODUCTS ARE AVAILABLE IN COPPER.


WHY COPPER?

Copper provides many benefits.

- ❖ It can withstand cold winters and hot summers..
- ❖ Copper will age over time with a patina giving a more weathered rustic look to any structure.
- ❖ It will last for years and is low maintenance.

For that special exterior project ask if we make it in copper.






CONDENSER UNIT COVER


SIZE: 24" X 18" X 14.5"

CUC241814.5  GAL

SIZE: 26" X 22" X 18"

CUC262218  GAL

SIZE: 28" X 37" X 22"

CUC283722  GAL

SIZE: 32" X 46" X 28"

CUC324628  GAL



FLUSH MOUNT WALL VENTS WITH DAMPER

SIZE: 4"

FWV4ZA  AL

SIZE: 5"

FWV5ZA  AL

SIZE: 6"

FWV6ZA  AL

SIZE: 8"

FWV8ZA  AL



Product is paintable, requires cleaning, etching, priming before being painted

FLUSH MOUNT WALL VENTS WITH DAMPER & SCREEN

SIZE: 4"

FWVE4  AL

SIZE: 5"

FWVE5  AL

SIZE: 6"

FWVE6  AL

SIZE: 8"

FWVE8  AL



Product is paintable, requires cleaning, etching, priming before being painted

FLUSH MOUNT WALL VENTS WITH DAMPER & EXTENSION

SIZE: 4"

FWV4-8.25  AL

SIZE: 8"

FWV8-8.25  AL



Product is paintable, requires cleaning, etching, priming before being painted

LOUVERED WALL VENTS WITH SCREEN

SIZE: 4"

LWV4  AL

SIZE: 6"

LWV6  AL



Product is paintable, requires cleaning, etching, priming before being painted

J-VENT



JV



JVBK



JV4



JVCU



JVBR



JV4BK



JV4CU

SIZE: 3"

JV3A [AL]
JV3BK [BLK]
JV3BR [BRN]
JV3CU [CU]
JV3* [GAL]
JV3WH [WHT]

SIZE: 4"

JV4A [AL]
JV4BK** [BLK]
JV4BR* [BRN]
JV4CU [CU]
JV4* [GAL]
JV4WH [WHT]

SIZE: 5"

JV5A [AL]
JV5BK [BLK]
JV5BR [BRN]
JV5CU [CU]
JV5 [GAL]
JV5WH [WHT]

SIZE: 6"

JV6A [AL]
JV6BK [BLK]
JV6BR [BRN]
JV6CU [CU]
JV6 [GAL]
JV6WH [WHT]

SIZE: 7"

JV7A [AL]
JV7BK [BLK]
JV7BR [BRN]
JV7CU [CU]
JV7 [GAL]
JV7WH [WHT]

SIZE: 8"

JV8A [AL]
JV8BK [BLK]
JV8BR [BRN]
JV8CU [CU]
JV8 [GAL]
JV8WH [WHT]

SIZE: 9"

JV9A [AL]
JV9BK [BLK]
JV9BR [BRN]
JV9CU [CU]
JV9 [GAL]
JV9WH [WHT]

SIZE: 10"

JV10A [AL]
JV10BK [BLK]
JV10BR [BRN]
JV10CU [CU]
JV10 [GAL]
JV10WH [WHT]

SIZE: 12"

JV12A [AL]
JV12BK [BLK]
JV12BR [BRN]
JV12CU [CU]
JV12 [GAL]
JV12WH [WHT]

SIZE: 14"

— [AL]
JV14BK [BLK]
JV14BR [BRN]
— [CU]
JV14 [GAL]
JV14WH [WHT]

**New hood design, see images

J-VENT WITH EXTENSION



JVX



JVXBR



JV4X



JV4XBR



JV4XBK



JVXBK

SIZE: 3"

JV3XBK [BLK]
JV3XBR [BRN]
JV3X* [GAL]

SIZE: 4"

JV4XBK* [BLK]
JV4XBR* [BRN]
JV4X* [GAL]

SIZE: 6"

JV6XBK [BLK]
JV6XBR [BRN]
JV6X* [GAL]

SIZE: 7"

JV7XBK [BLK]
JV7XBR [BRN]
JV7X [GAL]

SIZE: 8"

JV8XBK [BLK]
JV8XBR [BRN]
JV8X [GAL]

J-VENT WITH 6" CLEARANCE



JV4CL



JVCL

SIZE: 3"

JV3CLBK [BLK]
JV3CLBR [BRN]
JV3CL [GAL]

SIZE: 4"

JV4CLBK* [BLK]
JV4CLBR* [BRN]
JV4CL* [GAL]

SIZE: 6"

JV6CLBK [BLK]
JV6CLBR [BRN]
JV6CL* [GAL]

SIZE: 7"

JV7CLBK [BLK]
JV7CLBR [BRN]
JV7CL [GAL]

SIZE: 8"

JV8CLBK [BLK]
JV8CLBR [BRN]
JV8CL [GAL]




[AL] ALUMINUM [BLK] BLACK [BRN] BROWN [BGE] BIEGE [CU] COPPER [GAL] GALVANIZED
[WHT] WHITE [SS] STAINLESS STEEL [DBN] DARK BROWN [WOG] WOOD GRAY [GRY] GRAY

J-VENT WITH SHAKE BASE

SIZE: 3"

JV3SBBK*  BLK
JV3SBBR*  BRN
JV3SB*  GAL

SIZE: 4"

JV4SBBK*  BLK
JV4SBBR*  BRN
JV4SB*  GAL

SIZE: 6"

JV6SBBK  BLK
JV6SBBR  BRN
JV6SB  GAL



JV4SB






JV8SB

SIZE: 7"

JV7SBBK  BLK
JV7SBBR  BRN
JV7SB  GAL

SIZE: 8"

JV8SBBK  BLK
JV8SBBR  BRN
JV8SB  GAL

LRV50 LOUVERED ROOF VENT WITH SLANT BACK 50 SQ. IN. NET FREE AREA

SIZE: 50 SQ. IN. NET FREE AREA

QTY: 8

LRV50BK  BLK LRV50BR  BRN LRV50  GAL
LRV50GR  GRY LRV50WH  WHT



LRV50



LRV50BK



LRV50BR

JVO38 ROOF VENT WITH 38 SQ. IN. NET FREE AREA

SIZE: 38 SQ. IN. NET FREE AREA

QTY: 6

JVO38BK  BLK JVO39BR  BRN JVO38CU  CU
JVO38  GAL JVO38GR  GRY JVO38WH  WHT




JVO38BK



JVO38CU

PEAK VENT

SIZE: 3"

PV3A  AL
PV3  GAL

SIZE: 4"

PV4A  AL
PV4  GAL

SIZE: 5"

PV5A  AL
PV5  GAL



PVG



PVA

SIZE: 7"

PV7A  AL
PV7  GAL


















SIZE: 8"

PV8A  AL
PV8  GAL






SIZE: 10"

PV10A  AL
PV10  GAL



















BATHROOM / KITCHEN EXHAUST VENT WITH SCREEN & DAMPER

		SIZE: 4" BK4BK  BLK BK4BR  BRN BK4CU  CU BK4  GAL				
BK4BK	BK4BR		BK6BK	BK6BR	BK8BK	BK10BK
						
BKCU			BK6	BK6CU	BK8	BK10CU
	BK					




















BATHROOM / KITCHEN EXHAUST VENT WITH EXTENSION, SCREEN & DAMPER

BKX		BKXBK		SIZE: 4"		SIZE: 6"		SIZE: 8"		SIZE: 10"	
				BK4XBK BK4XBR BK4XCU BK4X		BK6XBK BK6XBR BK6XCU BK6X		BK8XBK BK8XBR BK8XCU BK8X		BK10XBK BK10XBR BK10XCU BK10X	
BKXBR		BKXCU									

GOOSE NECK ROOF VENTS





































		SIZE: 4"		SIZE: 6"		SIZE: 7"		
		GN4BK	 BLK	GN6BK	 BLK	GN7BK	 BLK	
		GN4BR	 BRN	GN6BR	 BRN	GN7BR	 BRN	
		GN4	 GAL	GN6	 GAL	GN7	 GAL	
		SIZE: 8"		SIZE: 10"				
		GN8BK	 BLK	GN10BK	 BLK			
		GN8BR	 BRN	GN10BR	 BRN			
		GN8	 GAL	GN10	 GAL			

GOOSE NECK ROOF VENTS WITH EXTENSION

		SIZE: 4" GN4XBK GN4XBR GN4X	 BLK  BRN  GAL	SIZE: 6" GN6XBK GN6XBR GN6X	 BLK  BRN  GAL	SIZE: 7" GN7XBK GN7XBR GN7X	 BLK  BRN  GAL
<hr/>							
		SIZE: 8" GN8XBK GN8XBR GN8X	 BLK  BRN  GAL	SIZE: 10" GN10XBK GN10XBR GN10X	 BLK  BRN  GAL		
<hr/>							
							

 [AL] ALUMINUM	 [BLK] BLACK	 [BRN] BROWN	 [BGE] BIEGE	 [CU] COPPER	 [GAL] GALVANIZED
 [WHT] WHITE	 [SS] STAINLESS STEEL	 [DBN] DARK BROWN	 [WOG] WOOD GRAY	 [GRY] GRAY	

GLOBE VENT

SIZE: 3" GBV3  GAL —  SS	SIZE: 4" GBV4  GAL GBV4SS  SS	SIZE: 5" GBV5  GAL —  SS	SIZE: 6" GBV6  GAL GBV6SS  SS
SIZE: 7" GBV7  GAL GBV7SS  SS	SIZE: 8" GBV8  GAL GBV8SS  SS	SIZE: 9" GBV9  GAL —  SS	SIZE: 10" GBV10  GAL GBV10SS  SS
SIZE: 12" GBV12  GAL GBV12SS  SS	SIZE: 14" GBV14  GAL —  SS	SIZE: 16" GBV16  GAL —  SS	SIZE: 18" GBV18  GAL —  SS
SIZE: 20" GBV20  GAL —  SS	SIZE: 22" GBV22  GAL —  SS	SIZE: 24" GBV24  GAL —  SS	SIZE: 30" GBV30**  GAL —  SS
SIZE: 34" GBV34**  GAL —  SS	SIZE: 36" GBV36**  GAL —  SS		

**SPECIAL SHIPPING RATES APPLY















GBV



GBVSS

ROUND VENT BASE- FLAT

SIZE: 4" FB4  GAL	SIZE: 5" FB5  GAL	SIZE: 6" FB6  GAL	SIZE: 8" FB8  GAL
SIZE: 10" FB10  GAL	SIZE: 12" FB12  GAL	SIZE: 14" FB14  GAL	SIZE: 16" FB16  GAL
SIZE: 18" FB18  GAL	SIZE: 20" FB20  GAL	SIZE: 22" FB22  GAL	SIZE: 24" FB24  GAL



FB

ROUND VENT BASE- PITCH

■ ALL ROUND VENT BASE-PITCH ARE GALVANIZED



PB

SIZE: 4" PB4*	SIZE: 6" PB6*	SIZE: 8" PB8*	SIZE: 10" PB10*
SIZE: 12" PB12*	SIZE: 14" PB14*	SIZE: 16" PB16*	SIZE: 18" PB18*
SIZE: 20" PB20*	SIZE: 22" PB22*	SIZE: 24" PB24*	

*Available in ½ to 12/12 specify when ordering

ROUND VENT BASE- SADDLE


■ ALL ROUND VENT BASE-PITCH ARE GALVANIZED



SB

SIZE: 4" SB4**	SIZE: 6" SB6**	SIZE: 8" SB8**	SIZE: 10" SB10**
SIZE: 12" SB12**	SIZE: 14" SB14**	SIZE: 16" SB16**	SIZE: 18" SB18**
SIZE: 20" SB20**	SIZE: 22" SB22**	SIZE: 24" SB24**	

**Diameter size in ½ to 12/12 specify when ordering





SUB BASE

SIZE: 3.75"

FB3.75  GAL

SIZE: 7.75"

FB7.75  GAL

SIZE: 9.75"

FB9.75  GAL

SIZE: 11.75"

FB11.75  GAL



CRV4118WH



CRV4118



CRV4118BR



CRV4118BK

CONTINUOUS RIDGE VENT

SIZE: 4" X 118" SECTIONS

QTY: 4

CRV4118BK  BLK CRV4118BR  BRN CRV4118  GAL CRV4118WH  WHT



BVDSBK



BVDSDBR



BVDSWG



BVDSWH



SIZE: 4"

QTY: 12

BVDS4BK  BLK
BVDS4DBR  DBR
BVDS4WG  WOG
BVDS4WH  WHT

SIZE: 6"

QTY: 12

BVDS6BK  BLK
BVDS6DBR  DBR
BVDS6WG  WOG
BVDS6WH  WHT

FA50 POLYMER ROOF VENT WITH 50 SQ. IN. NET FREE AREA



FA50BK





FA50DBR

SIZE: 50 SQ. IN. NET FREE AREA



QTY: 12

FA50BK  BLK FA50DBR  DBR

 [AL] ALUMINUM
 [WHT] WHITE

 [BLK] BLACK
 [SS] STAINLESS STEEL

 [BRN] BROWN
 [DBN] DARK BROWN

 [BGE] BIEGE
 [WOG] WOOD GRAY

 [CU] COPPER
 [GRY] GRAY

 [GAL] GALVANIZED

RECTANGULAR HOODED WALL VENT - 3 1/4" X 10" WITH DAMPER

SIZE: 3 1/4" X 10"

WV310A  AL WV310BK  BLK WV310BR  BRN
WV310CU  CU WV310  GAL WV310WH  WHT



WV310BK



WV310BR

RECTANGULAR HOODED WALL VENT - 3 1/4" X 14" WITH DAMPER

SIZE: 3 1/4" X 14"

WV314A  AL WV314BK  BLK WV314BR  BRN
WV314CU  CU WV314  GAL WV314WH  WHT



WV310



WV310A

RECTANGULAR HOODED WALL VENT - 3 1/4" X 10" WITH DAMPER AND SCREEN

SIZE: 3 1/4" X 10"

WV310SA  AL WV310SBK  BLK WV310SBR  BRN
WV310SCU  CU WV310S  GAL WV310SWH  WHT









WV310CU



WV310WH

RECTANGULAR HOODED WALL VENT - 3 1/4" X 14" WITH DAMPER AND SCREEN

SIZE: 3 1/4" X 14"

WV314SA  AL WV314SBK  BLK WV314SBR  BRN
WV314SCU  CU WV314S  GAL WV314SWH  WHT



WV314G
FRONT



WV314G
SIDE

HEAVY DUTY RECTANGULAR HOODED WALL VENT - 3 1/4" X 10" WITH DAMPER AND SCREEN

SIZE: 3 1/4" X 10" WV310HDBK  BLK



WV310HDBK

HOODED WALL VENTS WITH DAMPER ONLY



SIZE: 3"

DWV3A  AL
DWV3BK  BLK
DWV3BR  BRN
DWV3CU  CU
DWV3  GAL
DWV3WH  WHT

SIZE: 4"

DWV4A  AL
DWV4BK  BLK
DWV4BR  BRN
DWV4CU  CU
DWV4  GAL
DWV4WH  WHT

SIZE: 5"


DWV5A  AL
DWV5BK  BLK
DWV5BR  BRN
DWV5CU  CU
DWV5  GAL
DWV5WH  WHT

SIZE: 6"

DWV6A  AL
DWV6BK  BLK
DWV6BR  BRN
DWV6CU  CU
DWV6  GAL
DWV6WH  WHT



DWVBK



DWVBR



DWVWH



DWVA

SIZE: 7"

DWV7A  AL
DWV7BK  BLK
DWV7BR  BRN
DWV7CU  CU
DWV7  GAL
DWV7WH  WHT

SIZE: 8"

DWV8A  AL
DWV8BK  BLK
DWV8BR  BRN
DWV8CU  CU
DWV8  GAL
DWV8WH  WHT

SIZE: 10"

DWV10A  AL
DWV10BK  BLK
DWV10BR  BRN
DWV10CU  CU
DWV10  GAL
DWV10WH  WHT

SIZE: 12"

DWV12A  AL
DWV12BK  BLK
DWV12BR  BRN
DWV12CU  CU
DWV12  GAL
—  WHT



DWVCU



DWVG
































































DWVG Side

SIZE: 14"

—  AL
DWV14BK  BLK
DWV14BR  BRN
DWV14CU  CU
DWV14  GAL
DWV14WH  WHT

HOODED WALL VENTS WITH SCREEN ONLY

		SIZE: 3" SWV3A  AL SWV3BK  BLK SWV3BR  BRN SWV3CU  CU SWV3  GAL SWV3WH  WHT	SIZE: 4" SWV4A  AL SWV4BK  BLK SWV4BR  BRN SWV4CU  CU SWV4  GAL SWV4WH  WHT	SIZE: 5" SWV5A  AL SWV5BK  BLK SWV5BR  BRN SWV5CU  CU SWV5  GAL SWV5WH  WHT	SIZE: 6" SWV6A  AL SWV6BK  BLK SWV6BR  BRN SWV6CU  CU SWV6  GAL SWV6WH  WHT
		SIZE: 7" SWV7A  AL SWV7BK  BLK SWV7BR  BRN SWV7CU  CU SWV7  GAL SWV7WH  WHT	SIZE: 8" SWV8A  AL SWV8BK  BLK SWV8BR  BRN SWV8CU  CU SWV8  GAL SWV8WH  WHT	SIZE: 10" SWV10A  AL SWV10BK  BLK SWV10BR  BRN SWV10CU  CU SWV10  GAL SWV10WH  WHT	SIZE: 12" SWV12A  AL SWV12BK  BLK SWV12BR  BRN SWV12CU  CU SWV12  GAL SWV12WH  WHT
		SIZE: 14" —  AL SWV14BK  BLK SWV14BR  BRN SWV14CU  CU SWV14  GAL SWV14WH  WHT			
					

HOODED WALL VENTS WITH DAMPER & SCREEN

		SIZE: 3" SDWV3A  AL SDWV3BK  BLK SDWV3BR  BRN SDWV3CU  CU SDWV3  GAL SDWV3WH  WHT	SIZE: 4" SDWV4A  AL SDWV4BK  BLK SDWV4BR  BRN SDWV4CU  CU SDWV4  GAL SDWV4WH  WHT	SIZE: 5" SDWV5A  AL SDWV5BK  BLK SDWV5BR  BRN SDWV5CU  CU SDWV5  GAL SDWV5WH  WHT
		SIZE: 6" SDWV6A  AL SDWV6BK  BLK SDWV6BR  BRN SDWV6CU  CU SDWV6  GAL SDWV6WH  WHT	SIZE: 7" SDWV7A  AL SDWV7BK  BLK SDWV7BR  BRN SDWV7CU  CU SDWV7  GAL SDWV7WH  WHT	SIZE: 8" SDWV8A  AL SDWV8BK  BLK SDWV8BR  BRN SDWV8CU  CU SDWV8  GAL SDWV8WH  WHT
		SIZE: 10" SDWV10A  AL SDWV10BK  BLK SDWV10BR  BRN SDWV10CU  CU SDWV10  GAL SDWV10WH  WHT	SIZE: 12" SDWV12A  AL SDWV12BK  BLK SDWV12BR  BRN SDWV12CU  CU SDWV12  GAL SDWV12WH  WHT	SIZE: 14" —  AL SDWV14BK  BLK SDWV14BR  BRN SDWV14CU  CU SDWV14  GAL SDWV14WH  WHT
				

 [AL] ALUMINUM
  [BLK] BLACK
  [BRN] BROWN
  [BGE] BIEGE
  [CU] COPPER
  [GAL] GALVANIZED
 [WHT] WHITE
 [SS] STAINLESS STEEL
 [DBN] DARK BROWN
 [WOG] WOOD GRAY
 [GRY] GRAY

HOODED WALL VENT WITH SPRING LOADED DAMPER, GASKET, SCREEN & SHORT TUBE






SIZE: 4"

WVE4A  AL WVE4BK  BLK WVE4BR  BRN WVE4  GAL WVE4WH  WHT








BIG MOUTH HOODED WALL VENT WITH SPRING LOADED DAMPER, GASKET & SCREEN






SIZE: 3"

WVEB3A  AL
WVEB3BK  BLK
WVEB3BR  BRN
WVEB3  GAL
WVEB3WH  WHT






SIZE: 4"

WVEB4A  AL
WVEB4BK  BLK
WVEB4BR  BRN
WVEB4  GAL
WVEB4WH  WHT

SIZE: 5"






WVEB5A  AL
WVEB5BK  BLK
WVEB5BR  BRN
WVEB5  GAL
WVEB5WH  WHT

SIZE: 6"






WVEB6A  AL
WVEB6BK  BLK
WVEB6BR  BRN
WVEB6  GAL
WVEB6WH  WHT








SIZE: 7"

WVEB7A  AL
WVEB7BK  BLK
WVEB7BR  BRN
WVEB7  GAL
WVEB7WH  WHT

SIZE: 8"

WVEB8A  AL
WVEB8BK  BLK
WVEB8BR  BRN
WVEB8  GAL
WVEB8WH  WHT

SIZE: 10"

WVEB10A  AL
WVEB10BK  BLK
WVEB10BR  BRN
WVEB10  GAL
WVEB10WH  WHT

HEAVY DUTY BIG MOUTH HOODED WALL VENT WITH SPRING LOADED DAMPER, GASKET, SCREEN & SHORT TUBE

SIZE: 6" WVEBH6BK  BLK



STUCCO WALL VENTS W/ DAMPER

SIZE: 4"

DWV4SR.875  GAL

SIZE: 6"

 DWV6SR.875  GAL

SIZE: 7"

DWV7SR.875  GAL

SIZE: 8"

DWV8SR.875  GAL

SIZE: 10"

DWV10SR.875  GAL

SIZE: 12"

DWV12SR.875  GAL



DWVGSR.875



DWVGSR.875
SIDE



SWVGSR.875



SWVGSR.875
SIDE

STUCCO WALL VENTS W/SCREEN

SIZE: 4"

SWV4SR.875 GAL

SIZE: 6"

SWV6SR.875 GAL

SIZE: 7"

SWV7SR.875 GAL

SIZE: 8"

SWV8SR.875 GAL

SIZE: 10"

SWV10SR.875 GAL

SIZE: 12"

SWV12SR.875 GAL



SDWVGSR.875



SDWVGSR.875
SIDE

STUCCO WALL VENTS W/DAMPER & SCREEN

SIZE: 4"

SDWV4SR.875 GAL

SIZE: 6"

SDWV6SR.875 GAL

SIZE: 7"

SDWV7SR.875 GAL

SIZE: 8"

SDWV8SR.875 GAL

SIZE: 10"


SDWV10SR.875 GAL

SIZE: 12"

SDWV12SR.875 GAL



SRR



SRR
BACK

STUCCO TRIM RING FOR WALL VENTS

SIZE: 3"

SR3 GAL

SIZE: 4"

SR4 GAL

SIZE: 5"

SR5 GAL

SIZE: 6"

SR6 GAL

SIZE: 7"

SR7 GAL

SIZE: 8"

SR8 GAL

SIZE: 10"

SR10 GAL

SIZE: 12"

SR12 GAL







POLYMER WALL VENTS WITH MOVABLE LOUVERS, NO STEM

SIZE: 3" QTY: 16 LH3BR  BRN LH3WH  WHT	SIZE: 4" QTY: 12 LH4BR  BRN LH4WH  WHT	SIZE: 4" VENT GUARD* QTY: 12 VG4BR  BRN VG4WH  WHT	SIZE: 5" QTY: 8 LH5BR  BRN LH5WH  WHT
SIZE: 6" QTY: 12 LH6BR  BRN LH6WH  WHT	SIZE: 7" QTY: 8 LH7BR  BRN LH7WH  WHT	SIZE: 8" QTY: 12 LH8BR  BRN LH8WH  WHT	

*Vent Guard is designed to fit LH4BR/WH



POLYMER WALL VENTS WITH MOVABLE LOUVERS & TUBE

SIZE: 3" LH3BRW/TUBE  BRN LH3WHW/TUBE  WHT	SIZE: 4" LH4BRW/TUBE  BRN LH4WHW/TUBE  WHT
SIZE: 5" LH5BRW/TUBE  BRN LH5WHW/TUBE  WHT	SIZE: 6" LH6BRW/TUBE  BRN LH6WHW/TUBE  WHT

*Vent Guard is designed to fit LH4BR/WH



POLYMER WALL VENTS WITH FIXED LOUVERS, SCREEN, NO STEM

SIZE: 4" QTY: 12 AI4BR  BRN AI4WH  WHT	SIZE: 6" QTY: 12 AI6BR  BRN AI6WH  WHT	SIZE: 8" QTY: 8 AI8BR  BRN AI8WH  WHT
---	---	--




POLYMER WALL CAP VENT WITH TUBE

SIZE: 4" UFHBRW/TUBE  BRN UFHWHW/TUBE  WHT



POLYMER WALL CAP

SIZE: 4" UFH4BR  BRN UFH4WH  WHT





UEVD4BG

UEVD4BR

POLYMER UNDER EAVE VENT WITH DAMPER

SIZE: 4" **QTY:** 12 UEVD4BG  BGE UEVD4BR  BRN UEVD4WH  WHT




UEVD4WH



UEV34RWH

POLYMER INCREASER/REDUCER 3" TO 4"

QTY: 6 UEV34RWH  WHT




UEV6BR

UEV6WH

POLYMER UNDER EAVE VENT, NO DAMPER

SIZE: 6" **QTY:** 6 UEV6BR  BRN UEV6WH  WHT








CSV4






CSV6

CONTINUOUS SOFFIT VENT






SIZE: 4" X 4'

CSV4A  AL
 CSV4BK  BLK
 CSV4BR  BRN
 CSV4  GAL
 CSV4WH  WHT

SIZE: 6" X 4'

CSV6A  AL
 CSV6BK  BLK
 CSV6BR  BRN
 CSV6  GAL
 CSV6WH  WHT

SIZE: 8" X 4'

CSV8A  AL
 CSV8BK  BLK
 CSV8BR  BRN
 CSV8  GAL
 CSV8WH  WHT




QUALITY VENTILATION SOLUTIONS SINCE 1989



FROM
POLYMER



TO
**METAL
VENTS**



WE MAKE MOST OF OUR PRODUCTS IN THE USA



RESIDENTIAL/COMMERCIAL SPLIT-SYSTEM ECONOMIZING DELIVERING FRESH AIR INDOORS

Airside economizing shouldn't just be good in theory. It should deliver what owners expect. With the ZIP Economizer, it does.

Airside economizing isn't just a great way to reduce operating costs; it is a requirement in most non-residential HVAC systems throughout the United States. Airside economizers also fulfill another important requirement for buildings by providing the correct ratio of outside air and return air to deliver proper indoor air quality (IAQ) to meet codes.

Unfortunately, having an economizer system doesn't necessarily mean you are accomplishing these goals. Studies have shown that up to 70% of economizers are not functioning properly. Many times economizer systems are set up incorrectly or are simply

left to operate in factory default mode. Even worse, because economizer failures generally do not result in comfort problems many failures go undetected! These problems persist, year after year, costing building owners unnecessary expense. Meanwhile, energy standards and building IAQ requirements are not being met.

Why does this happen? Because most economizers incorporate factory settings and confusing manuals that makes setting up, operating, and troubleshooting difficult.




BELIMO®

Stay on Course with the ZIP Economizer

Until now, economizing solutions have left a lot of room for error. The ZIP gets efficiency strategies back on track with easy setup, automatic code change over temperatures, and superior troubleshooting capability. Users know instantly when failures occur and the ZIP helps them quickly pinpoint the problem and address it. With the following features, the ZIP leaves nothing to chance:

- ❶ Easy-to-read Automotive Grade LCD Display. Extremely simple to navigate, this display delivers clear live status information, easy setup, changes, and operating history.
- ❷ ZIP Code Patented Technology. By simply entering your US zip code, or Canadian postal code, the system will automatically recognize your climate zone and will set the high limit change over temperature providing automatic compliance.
- ❸ Plug and Play. With its self-configuration, if it's not plugged into the economizer, you won't have to worry about setting it up.
- ❹ Acceptance Tests. Integrated onboard test sequence that ensures effortless compliance with California Title 24, and verification of proper operation.
- ❺ Fault Detection and Diagnostics (FDD). Troubleshoot faults, initiates alarms, and reconfigures for best operation.
- ❻ Reliable Belimo damper actuator
- ❼ Rugged, tight sealing pre-insulated damper box



MAKE-UP AIR KITS



Heavy Duty Switch

MUHDS

Sizes: 4", 6", 8", 10"



Adjustable Switch

MUAS

Sizes: 4", 6", 8", 10"



Universal Relay with Current Switch

MUUS

Sizes: 4", 6", 8", 10"



Pressure Sensor

MUPSS

Sizes: 4", 6", 8", 10"



MOTORIZED DAMPER-NORMALLY OPEN/POWER CLOSED

■ ALL ARE GALVANIZED

SIZE: 4" VOLTAGE: 24V POSITION: NORMALLY OPEN ADO424	SIZE: 4" VOLTAGE: 24V W/END SWITCH POSITION: NORMALLY OPEN ADO424ES	SIZE: 4" VOLTAGE: 120V POSITION: NORMALLY OPEN ADO4120	SIZE: 4" VOLTAGE: 120V W/END SWITCH POSITION: NORMALLY OPEN ADO4120ES
SIZE: 5" VOLTAGE: 24V POSITION: NORMALLY OPEN ADO524	SIZE: 5" VOLTAGE: 24V W/END SWITCH POSITION: NORMALLY OPEN ADO524ES	SIZE: 5" VOLTAGE: 120V POSITION: NORMALLY OPEN ADO5120	SIZE: 5" VOLTAGE: 120V W/END SWITCH POSITION: NORMALLY OPEN ADO5120ES
SIZE: 6" VOLTAGE: 24V POSITION: NORMALLY OPEN ADO624	SIZE: 6" VOLTAGE: 24V W/END SWITCH POSITION: NORMALLY OPEN ADO624ES	SIZE: 6" VOLTAGE: 120V POSITION: NORMALLY OPEN ADO6120	SIZE: 6" VOLTAGE: 120V W/END SWITCH POSITION: NORMALLY OPEN ADO6120ES
SIZE: 7" VOLTAGE: 24V POSITION: NORMALLY OPEN ADO724	SIZE: 7" VOLTAGE: 24V W/END SWITCH POSITION: NORMALLY OPEN ADO724ES	SIZE: 7" VOLTAGE: 120V POSITION: NORMALLY OPEN ADO7120	SIZE: 7" VOLTAGE: 120V W/END SWITCH POSITION: NORMALLY OPEN ADO7120ES
SIZE: 8" VOLTAGE: 24V POSITION: NORMALLY OPEN ADO824	SIZE: 8" VOLTAGE: 24V W/END SWITCH POSITION: NORMALLY OPEN ADO824ES	SIZE: 8" VOLTAGE: 120V POSITION: NORMALLY OPEN ADO8120	SIZE: 8" VOLTAGE: 120V W/END SWITCH POSITION: NORMALLY OPEN ADO8120ES
SIZE: 10" VOLTAGE: 24V POSITION: NORMALLY OPEN ADO1024	SIZE: 10" VOLTAGE: 24V W/END SWITCH POSITION: NORMALLY OPEN ADO1024ES	SIZE: 10" VOLTAGE: 120V POSITION: NORMALLY OPEN ADO10120	SIZE: 10" VOLTAGE: 120V W/END SWITCH POSITION: NORMALLY OPEN ADO10120ES



ADO
SIDE

MOTORIZED DAMPER-NORMALLY OPEN/POWER CLOSED

■ ALL ARE GALVANIZED



ADC

SIZE: 12" VOLTAGE: 24V POSITION: NORMALLY OPEN ADO1224	SIZE: 12" VOLTAGE: 24V W/END SWITCH POSITION: NORMALLY OPEN ADO1224ES	SIZE: 12" VOLTAGE: 120V POSITION: NORMALLY OPEN ADO12120	SIZE: 12" VOLTAGE: 120V W/END SWITCH POSITION: NORMALLY OPEN ADO12120ES
SIZE: 14" VOLTAGE: 24V POSITION: NORMALLY OPEN ADO1424	SIZE: 14" VOLTAGE: 24V W/END SWITCH POSITION: NORMALLY OPEN ADO1424ES	SIZE: 14" VOLTAGE: 120V POSITION: NORMALLY OPEN ADO14120	SIZE: 14" VOLTAGE: 120V W/END SWITCH POSITION: NORMALLY OPEN ADO14120ES

MOTORIZED DAMPER-NORMALLY CLOSED/POWER OPEN

■ ALL ARE GALVANIZED



ADC
SIDE

SIZE: 4" VOLTAGE: 24V POSITION: NORMALLY OPEN ADC424	SIZE: 4" VOLTAGE: 24V W/END SWITCH POSITION: NORMALLY OPEN ADC424ES	SIZE: 4" VOLTAGE: 120V POSITION: NORMALLY OPEN ADC4120	SIZE: 4" VOLTAGE: 120V W/END SWITCH POSITION: NORMALLY OPEN ADC4120ES
SIZE: 5" VOLTAGE: 24V POSITION: NORMALLY OPEN ADC524	SIZE: 5" VOLTAGE: 24V W/END SWITCH POSITION: NORMALLY OPEN ADC524ES	SIZE: 5" VOLTAGE: 120V POSITION: NORMALLY OPEN ADC5120	SIZE: 5" VOLTAGE: 120V W/END SWITCH POSITION: NORMALLY OPEN ADC5120ES
SIZE: 6" VOLTAGE: 24V POSITION: NORMALLY OPEN ADC624	SIZE: 6" VOLTAGE: 24V W/END SWITCH POSITION: NORMALLY OPEN ADC624ES	SIZE: 6" VOLTAGE: 120V POSITION: NORMALLY OPEN ADC6120	SIZE: 6" VOLTAGE: 120V W/END SWITCH POSITION: NORMALLY OPEN ADC6120ES

■ [AL] ALUMINUM
■ [BLK] BLACK
■ [BRN] BROWN
■ [BGE] BIEGE
■ [CU] COPPER
■ [GAL] GALVANIZED
■ [WHT] WHITE
■ [SS] STAINLESS STEEL
■ [DBN] DARK BROWN
■ [WOG] WOOD GRAY
■ [GRY] GRAY

MOTORIZED DAMPER- NORMALLY CLOSED/POWER OPEN

■ ALL ARE GALVANIZED

SIZE: 7" VOLTAGE: 24V POSITION: NORMALLY OPEN ADC724	SIZE: 7" VOLTAGE: 24V W/END SWITCH POSITION: NORMALLY OPEN ADC724ES	SIZE: 7" VOLTAGE: 120V POSITION: NORMALLY OPEN ADC7120	SIZE: 7" VOLTAGE: 120V W/END SWITCH POSITION: NORMALLY OPEN ADC7120ES
SIZE: 8" VOLTAGE: 24V POSITION: NORMALLY OPEN ADC824	SIZE: 8" VOLTAGE: 24V W/END SWITCH POSITION: NORMALLY OPEN ADC824ES	SIZE: 8" VOLTAGE: 120V POSITION: NORMALLY OPEN ADC8120	SIZE: 8" VOLTAGE: 120V W/END SWITCH POSITION: NORMALLY OPEN ADC8120ES
SIZE: 10" VOLTAGE: 24V POSITION: NORMALLY OPEN ADC1024	SIZE: 10" VOLTAGE: 24V W/END SWITCH POSITION: NORMALLY OPEN ADC1024ES	SIZE: 10" VOLTAGE: 120V POSITION: NORMALLY OPEN ADC10120	SIZE: 10" VOLTAGE: 120V W/END SWITCH POSITION: NORMALLY OPEN ADC10120ES
SIZE: 12" VOLTAGE: 24V POSITION: NORMALLY OPEN ADC1224	SIZE: 12" VOLTAGE: 24V W/END SWITCH POSITION: NORMALLY OPEN ADC1224ES	SIZE: 12" VOLTAGE: 120V POSITION: NORMALLY OPEN ADC12120	SIZE: 12" VOLTAGE: 120V W/END SWITCH POSITION: NORMALLY OPEN ADC12120ES
SIZE: 14" VOLTAGE: 24V POSITION: NORMALLY OPEN ADC1424	SIZE: 14" VOLTAGE: 24V W/END SWITCH POSITION: NORMALLY OPEN ADC1424ES	SIZE: 14" VOLTAGE: 120V POSITION: NORMALLY OPEN ADC14120	SIZE: 14" VOLTAGE: 120V W/END SWITCH POSITION: NORMALLY OPEN ADC14120ES



ADC



ADC
SIDE

HEAVY DUTY MOTORIZED DAMPER- POWER OPEN/CLOSED

■ ALL ARE GALVANIZED



ADHD

SIZE: 6"
VOLTAGE: 24V
POSITION:
POWER OPEN/CLOSED
ADHD6TMCB243T

SIZE: 8"
VOLTAGE: 24V
POSITION:
POWER OPEN/CLOSED
ADHD8TMCB243T

SIZE: 10"
VOLTAGE: 24V
POSITION:
POWER OPEN/CLOSED
ADHD10TMCB243T

SIZE: 12"
VOLTAGE: 24V
POSITION:
POWER OPEN/CLOSED
ADHD12TMCB243T

SIZE: 14"
VOLTAGE: 24V
POSITION:
POWER OPEN/CLOSED
ADHD14TMCB243T

SIZE: 16"
VOLTAGE: 24V
POSITION:
POWER OPEN/CLOSED
ADHD16TMCB243T

SIZE: 18"
VOLTAGE: 24V
POSITION:
POWER OPEN/CLOSED
ADHD18TMCB243T

SIZE: 20"
VOLTAGE: 24V
POSITION:
POWER OPEN/CLOSED
ADHD20TMCB243T

SIZE: 22"
VOLTAGE: 24V
POSITION:
POWER OPEN/CLOSED
ADHD22TMCB243T



BD



BD
SIDE

BACKDRAFT/BUTTERFLY DAMPER

SIZE: 4"
BD4 ■ GAL

SIZE: 5"
BD5 ■ GAL

SIZE: 6"
BD6 ■ GAL

SIZE: 7"
BD7 ■ GAL

SIZE: 8"
BD8 ■ GAL

SIZE: 9"
BD9 ■ GAL

SIZE: 10"
BD10 ■ GAL

SIZE: 12"
BD12 ■ GAL

SIZE: 14"
BD14 ■ GAL

SIZE: 16"
BD16 ■ GAL

SIZE: 18"
BD18 ■ GAL

SIZE: 20"
BD20 ■ GAL

FAMCO Backdraft/Butterfly Dampers can be used both vertically and horizontally.



BDS



BDS
OPEN

INLINE SPRING LOADED BACKDRAFT/BUTTERFLY DAMPER

SIZE: 4"
BDS4 ■ GAL

SIZE: 6"
BDS6 ■ GAL

SIZE: 7"
BDS7 ■ GAL





SIZE: 8"
BDS8 ■ GAL

SIZE: 10"
BDS10 ■ GAL

FAMCO Backdraft/Butterfly Dampers can be used both vertically and horizontally.

■ [AL] ALUMINUM ■ [BLK] BLACK ■ [BRN] BROWN ■ [BGE] BIEGE ■ [CU] COPPER ■ [GAL] GALVANIZED
■ [WHT] WHITE ■ [SS] STAINLESS STEEL ■ [DBN] DARK BROWN ■ [WOG] WOOD GRAY ■ [GRY] GRAY

PRESSURE RELIEF DAMPER

SIZE: 6" PRD6  GAL	SIZE: 7" PRD7  GAL	SIZE: 8" PRD8  GAL	SIZE: 10" PRD10  GAL
SIZE: 12" PRD12  GAL	SIZE: 14" PRD14  GAL	SIZE: 16" PRD16  GAL	SIZE: 18" PRD18  GAL



















PRD



PRD
SIDE

WIND DIRECTIONAL CAP

SIZE: 5" WDC5  GAL WDC5SS  SS	SIZE: 6" WDC6  GAL WDC6SS  SS	SIZE: 7" WDC7  GAL WDC7SS  SS	SIZE: 8" WDC8  GAL WDC8SS  SS
SIZE: 9" WDC9  GAL WDC9SS  SS	SIZE: 10" WDC10  GAL WDC10SS  SS	SIZE: 12" WDC12  GAL WDC12SS  SS	SIZE: 14" WDC14  GAL WDC14SS  SS











WDC



WDCSS











WIND CAP ADAPTER

SIZE: 5" WCA5SS  SS	SIZE: 6" WCA6SS  SS	SIZE: 7" WCA7SS  SS	SIZE: 8" WCA8SS  SS
SIZE: 9" WCA9SS  SS	SIZE: 10" WCA10SS  SS	SIZE: 12" WCA12SS  SS	SIZE: 14" WCA14SS  SS



WCASS

SQUARE TILE CAP ADAPTER

SIZE: 8" X 8" ATA88  GAL ATA88SS  SS	SIZE: 8" X 12" ATA812  GAL ATA812SS  SS	SIZE: 12" X 12" ATA1212  GAL ATA1212SS  SS
SIZE: 12" X 16" ATA1216  GAL ATA1216SS  SS	SIZE: 16" X 16" ATA1616  GAL ATA1616SS  SS	




















































ATA


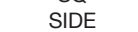





















ATA
SIDE




VACUUM CAP

		SIZE: 3" VC3A VC3CU VC3 VC3SS	 AL  CU  GAL  SS	SIZE: 4" VC4A VC4CU VC4 VC4SS	 AL  CU  GAL  SS	SIZE: 5" VC5A VC5CU VC5 VC5SS	 AL  CU  GAL  SS	SIZE: 6" VC6A VC6CU VC6 VC6SS	 AL  CU  GAL  SS
		SIZE: 7" VC7A VC7CU VC7 VC7SS	 AL  CU  GAL  SS	SIZE: 8" VC8A VC8CU VC8 VC8SS	 AL  CU  GAL  SS	SIZE: 9" VC9A VC9CU VC9 VC9SS	 AL  CU  GAL  SS	SIZE: 10" VC10A VC10CU VC10 VC10SS	 AL  CU  GAL  SS
		SIZE: 12" VC12A VC12CU VC12 VC12SS	 AL  CU  GAL  SS	SIZE: 14" — VC14 —	 AL  CU  GAL  SS	SIZE: 16" — VC16 —	 AL  CU  GAL  SS		

SQUARE BASE VACUUM CAP


































		SIZE: 8" X 8"		SIZE: 8" X 12"		SIZE: 12" X 12"	
		SQ88CU	 CU	SQ812CU	 CU	SQ1212CU	 CU
		SQ88	 GAL	SQ812	 GAL	SQ1212	 GAL
		SQ88SS	 SS	SQ812SS	 SS	SQ1212SS	 SS
		SIZE: 12" X 16"		SIZE: 8" X 16"			
		SQ1216CU	 CU	SQ816CU	 CU		
		SQ1216	 GAL	SQ816	 GAL		
		SQ1216SS	 SS	SQ816SS	 SS		

UNIVERSAL CAP

		SIZE: 6"		SIZE: 7"		SIZE: 8"	
		UC6CU	CU	UC7CU	CU	UC8CU	CU
		UC6	GAL	UC7	GAL	UC8	GAL
		UC6SS	SS	UC7SS	SS	UC8SS	SS

 [AL] ALUMINUM	 [BLK] BLACK	 [BRN] BROWN	 [BGE] BIEGE	 [CU] COPPER	 [GAL] GALVANIZED
 [WHT] WHITE	 [SS] STAINLESS STEEL	 [DBN] DARK BROWN	 [WOG] WOOD GRAY	 [GRY] GRAY	

CONE TOP CAP

SIZE: 3" CT3CU  CU CT3  GAL CT3SS  SS	SIZE: 4" CT4CU  CU CT4  GAL CT4SS  SS	SIZE: 5" CT5CU  CU CT5  GAL CT5SS  SS	SIZE: 6" CT6CU  CU CT6  GAL CT6SS  SS
SIZE: 7" CT7CU  CU CT7  GAL CT7SS  SS	SIZE: 8" CT8CU  CU CT8  GAL CT8SS  SS	SIZE: 9" CT9CU  CU CT9  GAL CT9SS  SS	SIZE: 10" CT10CU  CU CT10  GAL CT10SS  SS
SIZE: 12" CT12CU  CU CT12  GAL CT12SS  SS	SIZE: 14" —  CU CT14  GAL —  SS	SIZE: 16" —  CU CT16  GAL —  SS	



CT














CTCU



CTSS

CONE TOP CAP WITH SCREEN

SIZE: 3" CTS3  GAL	SIZE: 4" CTS4  GAL	SIZE: 5" CTS5  GAL	SIZE: 6" CTS6  GAL
SIZE: 7" CTS7  GAL	SIZE: 8" CTS8  GAL	SIZE: 9" CTS9  GAL	SIZE: 10" CTS10  GAL
SIZE: 12" CTS12  GAL	SIZE: 14" CTS14  GAL	SIZE: 16" CTS16  GAL	



CTS



CTSCU



CTSS-S

PIPE FLASHING - STANDARD PITCH (1/12 - 6/12)

■ ALL ARE GALVANIZED

SINGLE WALL



G



GB

SIZE: 1" USE: SINGLE WALL G1	SIZE: 1.5" USE: SINGLE WALL G1.5	SIZE: 2" USE: SINGLE WALL G2	SIZE: 2.5" USE: SINGLE WALL G2.5	SIZE: 3" USE: SINGLE WALL G3
SIZE: 4" USE: SINGLE WALL G4	SIZE: 5" USE: SINGLE WALL G5	SIZE: 6" USE: SINGLE WALL G6	SIZE: 7" USE: SINGLE WALL G7	SIZE: 8" USE: SINGLE WALL G8
SIZE: 9" USE: SINGLE WALL G9	SIZE: 10" USE: SINGLE WALL G10	SIZE: 12" USE: SINGLE WALL G12	SIZE: 14" USE: SINGLE WALL G14	SIZE: 16" USE: SINGLE WALL G16
SIZE: 18" USE: SINGLE WALL G18	SIZE: 20" USE: SINGLE WALL G20			

DOUBLE WALL

SIZE: 3" USE: DOUBLE WALL GB3	SIZE: 4 5/8" USE: DOUBLE WALL GB4	SIZE: 5 5/8" USE: DOUBLE WALL GB5	SIZE: 6 5/8" USE: DOUBLE WALL GB6	SIZE: 7 5/8" USE: DOUBLE WALL GB7
SIZE: 8 5/8" USE: DOUBLE WALL GB8	SIZE: 9 5/8" USE: DOUBLE WALL GB9	SIZE: 11" USE: DOUBLE WALL GB10	SIZE: 13" USE: DOUBLE WALL GB12	SIZE: 15" USE: DOUBLE WALL GB14

PIPE FLASHING - STEEP PITCH (7/12 - 12/12)

■ ALL ARE GALVANIZED

SINGLE WALL

SIZE: 2" USE: SINGLE WALL GH2	SIZE: 3" USE: SINGLE WALL GH3	SIZE: 4" USE: SINGLE WALL GH4	SIZE: 5" USE: SINGLE WALL GH5	SIZE: 6" USE: SINGLE WALL GH6
SIZE: 6" USE: SINGLE WALL GH6	SIZE: 7" USE: SINGLE WALL GH7	SIZE: 8" USE: SINGLE WALL GH8	SIZE: 9" USE: SINGLE WALL GH9	SIZE: 10" USE: SINGLE WALL GH10
SIZE: 12" USE: SINGLE WALL GH12	SIZE: 14" USE: SINGLE WALL GH14	SIZE: 18" USE: SINGLE WALL G18	SIZE: 20" USE: SINGLE WALL G20	



GH



GHB

DOUBLE WALL

SIZE: 3 5/8" USE: DOUBLE WALL GHB3	SIZE: 4 5/8" USE: DOUBLE WALL GHB4	SIZE: 5 5/8" USE: DOUBLE WALL GHB5	SIZE: 6 5/8" USE: DOUBLE WALL GHB6	SIZE: 6 5/8" USE: DOUBLE WALL GHB6
SIZE: 7 5/8" USE: DOUBLE WALL GHB7	SIZE: 8 5/8" USE: DOUBLE WALL GHB8	SIZE: 9 5/8" USE: DOUBLE WALL GHB9	SIZE: 11 5/8" USE: DOUBLE WALL GHB10	SIZE: 13" USE: DOUBLE WALL GHB12
SIZE: 15" USE: DOUBLE WALL GHB14				

PIPE FLASHING - FLAT PITCH

■ ALL ARE GALVANIZED



FP
STANDARD HEIGHT



TFP
TALL HEIGHT



CF























SIZE: 1" HEIGHT: STANDARD FP1	SIZE: 1" HEIGHT: 12" TALL TFP1	SIZE: 2" HEIGHT: STANDARD FP2	SIZE: 2" HEIGHT: 12" TALL TFP2	SIZE: 3" HEIGHT: STANDARD FP3
SIZE: 3" HEIGHT: 12" TALL TFP3	SIZE: 4" HEIGHT: STANDARD FP4	SIZE: 4" HEIGHT: 12" TALL TFP4	SIZE: 5" HEIGHT: STANDARD FP5	SIZE: 5" HEIGHT: 12" TALL TFP5
SIZE: 6" HEIGHT: STANDARD FP6	SIZE: 6" HEIGHT: 12" TALL TFP6	SIZE: 7" HEIGHT: STANDARD FP7	SIZE: 7" HEIGHT: 12" TALL TFP7	SIZE: 8" HEIGHT: STANDARD FP8
SIZE: 8" HEIGHT: 12" TALL TFP8	SIZE: 9" HEIGHT: STANDARD FP9	SIZE: 9" HEIGHT: 12" TALL TFP9	SIZE: 10" HEIGHT: STANDARD FP10	SIZE: 10" HEIGHT: 12" TALL TFP10
SIZE: 12" HEIGHT: STANDARD FP12	SIZE: 12" HEIGHT: 12" TALL TFP12	SIZE: 14" HEIGHT: STANDARD FP14	SIZE: 14" HEIGHT: 12" TALL TFP14	SIZE: 16" HEIGHT: STANDARD FP16
SIZE: 16" HEIGHT: 12" TALL TFP16	SIZE: 18" HEIGHT: STANDARD FP18	SIZE: 18" HEIGHT: 12" TALL TFP18		

CRICKET / SNOW FLASHING

SIZE: 1 1/2" & 2"
HEIGHT: STANDARD
CF2 ■ GAL

SIZE: 3" & 4"
HEIGHT: STANDARD
CF4 ■ GAL

FLUE PLUG

SIZE: 3" USE: PLUG GP3A  AL	SIZE: 3" USE: PLUG GP3  GAL	SIZE: 4" USE: PLUG GP4A  AL	SIZE: 4" USE: PLUG GP4  GAL	SIZE: 5" USE: PLUG GP5A  AL
SIZE: 5" USE: PLUG GP5  GAL	SIZE: 6" USE: PLUG GP6A  AL	SIZE: 6" USE: PLUG GP6  GAL	SIZE: 7" USE: PLUG GP7A  AL	SIZE: 7" USE: PLUG GP7  GAL
SIZE: 8" USE: PLUG GP8A  AL	SIZE: 8" USE: PLUG GP8  GAL	SIZE: 9" USE: PLUG GP9A  AL	SIZE: 9" USE: PLUG GP9  GAL	SIZE: 10" USE: PLUG GP10A  AL
SIZE: 10" USE: PLUG GP10  GAL	SIZE: 12" USE: PLUG GP12A  AL	SIZE: 12" USE: PLUG GP12  GAL	SIZE: 14" USE: PLUG GP14A  AL	SIZE: 14" USE: PLUG GP14  GAL
SIZE: 16" USE: PLUG GP16A  AL	SIZE: 16" USE: PLUG GP16  GAL			

























GP



GPA

FLUE CAP

SIZE: 3" USE: CAP FC3A  AL	SIZE: 3" USE: CAP FC3  GAL	SIZE: 4" USE: CAP FC4A  AL	SIZE: 4" USE: CAP FC4  GAL	SIZE: 5" USE: CAP FC5A  AL
SIZE: 5" USE: CAP FC5  GAL	SIZE: 6" USE: CAP FC6A  AL	SIZE: 6" USE: CAP FC6  GAL	SIZE: 7" USE: CAP FC7A  AL	SIZE: 7" USE: CAP FC7  GAL
SIZE: 8" USE: CAP FC8A  AL	SIZE: 8" USE: CAP FC8  GAL	SIZE: 9" USE: CAP FC9A  AL	SIZE: 9" USE: CAP FC9  GAL	SIZE: 10" USE: CAP FC10A  AL
SIZE: 10" USE: CAP FC10  GAL	SIZE: 12" USE: CAP FC12A  AL	SIZE: 12" USE: CAP FC12  GAL	SIZE: 14" USE: CAP FC14A  AL	SIZE: 14" USE: CAP FC14  GAL
SIZE: 16" USE: CAP FC16A  AL	SIZE: 16" USE: CAP FC16  GAL			



FC

























































FCA
















































TR

TAPERED REDUCER

SIZE: 4" X 3" TR43  GAL	SIZE: 4" X 3" TR43A  AL	SIZE: 5" X 3"  TR53	SIZE: 5" X 3" TR53A  AL	SIZE: 5" X 4" TR54  GAL
SIZE: 5" X 4" TR54A  AL	SIZE: 6" X 3" TR63  GAL	SIZE: 6" X 4" TR64  GAL	SIZE: 6" X 4" TR64A  AL	SIZE: 7" X 3" TR73  GAL
SIZE: 7" X 4" TR74  GAL	SIZE: 7" X 5" TR75  GAL	SIZE: 7" X 6" TR76  GAL	SIZE: 8" X 3" TR83  GAL	SIZE: 8" X 4" TR84  GAL
SIZE: 8" X 4" TR84A  AL	SIZE: 8" X 5" TR85  GAL	SIZE: 8" X 6" TR86  GAL	SIZE: 8" X 7" TR87  GAL	SIZE: 9" X 6" TR96  GAL
SIZE: 9" X 7" TR97  GAL	SIZE: 9" X 8" TR98  GAL	SIZE: 10" X 6" TR106  GAL	SIZE: 10" X 7" TR107  GAL	SIZE: 10" X 8" TR108  GAL
SIZE: 10" X 9" TR109  GAL	SIZE: 12" X 6" TR126  GAL	SIZE: 12" X 7" TR127  GAL	SIZE: 12" X 8" TR128  GAL	SIZE: 12" X 9" TR129  GAL
SIZE: 12" X 10" TR1210  GAL	SIZE: 14" X 8" TR148  GAL	SIZE: 14" X 9" TR149  GAL	SIZE: 14" X 10" TR1410  GAL	SIZE: 14" X 12" TR1412  GAL
SIZE: 15" X 10" TR1510  GAL	SIZE: 15" X 12" TR1512  GAL	SIZE: 16" X 10" TR1610  GAL	SIZE: 16" X 12" TR1612  GAL	SIZE: 16" X 14" TR1614  GAL
SIZE: 18" X 12" TR1812  GAL	SIZE: 18" X 14" TR1814  GAL	SIZE: 18" X 16" TR1816  GAL	SIZE: 20" X 14" TR2014  GAL	SIZE: 20" X 16" TR2016  GAL
SIZE: 20" X 18" TR2018  GAL	SIZE: 22" X 14" TR2214  GAL	SIZE: 22" X 16" TR2216  GAL	SIZE: 22" X 18" TR2218  GAL	SIZE: 22" X 20" TR2220  GAL
SIZE: 24" X 16" TR2416  GAL	SIZE: 24" X 18" TR2418  GAL	SIZE: 24" X 20" TR2420  GAL	SIZE: 24" X 22" TR2422  GAL	

 [AL] ALUMINUM
  [BLK] BLACK
  [BRN] BROWN
  [BGE] BIEGE
  [CU] COPPER
  [GAL] GALVANIZED
 [WHT] WHITE
 [SS] STAINLESS STEEL
 [DBN] DARK BROWN
 [WOG] WOOD GRAY
 [GRY] GRAY

INCREASER/REDUCER

SIZE: 4" X 3" FITMENT: STANDARD IR43  GAL	SIZE: 4" X 3" FITMENT: CRIMPED IR43CRIMP4  GAL	SIZE: 4" X 3" FITMENT: STANDARD IR43A  AL	SIZE: 5" X 3" FITMENT: STANDARD IR53  GAL	SIZE: 5" X 3" FITMENT: STANDARD IR53A  AL
SIZE: 5" X 4" FITMENT: STANDARD IR54  GAL	SIZE: 5" X 4" FITMENT: CRIMPED IR54CRIMP5  GAL	SIZE: 5" X 4" FITMENT: STANDARD IR54A  AL	SIZE: 6" X 3" FITMENT: STANDARD IR63  GAL	SIZE: 6" X 3" FITMENT: STANDARD IR63A  AL
SIZE: 6" X 4" FITMENT: STANDARD IR64  GAL	SIZE: 6" X 4" FITMENT: CRIMPED IR64CRIMP6  GAL	SIZE: 6" X 4" FITMENT: STANDARD IR64A  AL	SIZE: 6" X 5" FITMENT: STANDARD IR65  GAL	SIZE: 6" X 5" FITMENT: CRIMPED IR65CRIMP6  GAL
SIZE: 6" X 5" FITMENT: STANDARD IR65A  AL	SIZE: 7" X 3" FITMENT: STANDARD IR73  GAL	SIZE: 7" X 3" FITMENT: STANDARD IR73A  AL	SIZE: 7" X 4" FITMENT: STANDARD IR74  GAL	SIZE: 7" X 4" FITMENT: STANDARD IR74A  AL
SIZE: 7" X 5" FITMENT: STANDARD IR75  GAL	SIZE: 7" X 5" FITMENT: CRIMPED IR75CRIMP7  GAL	SIZE: 7" X 5" FITMENT: STANDARD IR75A  AL	SIZE: 7" X 6" FITMENT: STANDARD IR76  GAL	SIZE: 7" X 6" FITMENT: CRIMPED IR76CRIMP7  GAL
SIZE: 7" X 6" FITMENT: STANDARD IR76A  AL	SIZE: 8" X 3" FITMENT: STANDARD IR83  GAL	SIZE: 8" X 3" FITMENT: STANDARD IR83A  AL	SIZE: 8" X 4" FITMENT: STANDARD IR84  GAL	SIZE: 8" X 4" FITMENT: CRIMPED IR84CRIMP8  GAL
SIZE: 8" X 4" FITMENT: STANDARD IR84A  AL	SIZE: 8" X 5" FITMENT: STANDARD IR5  GAL	SIZE: 8" X 5" FITMENT: STANDARD IR85A  AL	SIZE: 8" X 6" FITMENT: STANDARD IR86  GAL	SIZE: 8" X 6" FITMENT: CRIMPED IR86CRIMP8  GAL
SIZE: 8" X 6" FITMENT: STANDARD IR86A  AL	SIZE: 8" X 7" FITMENT: STANDARD IR87  GAL	SIZE: 8" X 7" FITMENT: CRIMPED IR87CRIMP8  GAL	SIZE: 8" X 7" FITMENT: STANDARD IR87A  AL	SIZE: 9" X 3" FITMENT: STANDARD IR93  GAL
SIZE: 9" X 3" FITMENT: STANDARD IR93A  AL	SIZE: 9" X 4" FITMENT: STANDARD IR94  GAL	SIZE: 9" X 4" FITMENT: STANDARD IR94A  AL	SIZE: 9" X 5" FITMENT: STANDARD IR95  GAL	SIZE: 9" X 5" FITMENT: STANDARD IR95A  AL

INCREASER/REDUCER



IR













IRA

SIZE: 9" X 6" FITMENT: STANDARD IR96 GAL	SIZE: 9" X 6" FITMENT: STANDARD IR96A AL	SIZE: 9" X 7" FITMENT: STANDARD IR97 GAL	SIZE: 9" X 7" FITMENT: STANDARD IR97A AL	SIZE: 9" X 8" FITMENT: STANDARD IR98 GAL
SIZE: 9" X 8" FITMENT: STANDARD IR98A AL	SIZE: 10" X 3" FITMENT: STANDARD IR103 GAL	SIZE: 10" X 3" FITMENT: STANDARD IR103A AL	SIZE: 10" X 4" FITMENT: STANDARD IR104 GAL	SIZE: 10" X 4" FITMENT: STANDARD IR104A AL
SIZE: 10" X 5" FITMENT: STANDARD IR105 GAL	SIZE: 10" X 5" FITMENT: STANDARD IR105A AL	SIZE: 10" X 6" FITMENT: STANDARD IR106 GAL	SIZE: 10" X 6" FITMENT: STANDARD IR106A AL	SIZE: 10" X 7" FITMENT: STANDARD IR107 GAL
SIZE: 10" X 7" FITMENT: STANDARD IR107A AL	SIZE: 10" X 8" FITMENT: STANDARD IR108 GAL	SIZE: 10" X 8" FITMENT: STANDARD IR108A AL	SIZE: 10" X 9" FITMENT: STANDARD IR109 GAL	SIZE: 10" X 9" FITMENT: STANDARD IR109A AL
SIZE: 12" X 3" FITMENT: STANDARD IR123 GAL	SIZE: 12" X 3" FITMENT: STANDARD IR123A AL	SIZE: 12" X 4" FITMENT: STANDARD IR124 GAL	SIZE: 12" X 4" FITMENT: STANDARD IR124A AL	SIZE: 12" X 5" FITMENT: STANDARD IR125 GAL
SIZE: 12" X 5" FITMENT: STANDARD IR125A AL	SIZE: 12" X 6" FITMENT: STANDARD IR126 GAL	SIZE: 12" X 6" FITMENT: STANDARD IR126A AL	SIZE: 12" X 7" FITMENT: STANDARD IR127 GAL	SIZE: 12" X 7" FITMENT: STANDARD IR127A AL
SIZE: 12" X 8" FITMENT: STANDARD IR128 GAL	SIZE: 12" X 8" FITMENT: STANDARD IR128A AL	SIZE: 12" X 9" FITMENT: STANDARD IR129 GAL	SIZE: 12" X 9" FITMENT: STANDARD IR129A AL	SIZE: 12" X 10" FITMENT: STANDARD IR1210 GAL
SIZE: 12" X 10" FITMENT: STANDARD IR1210A AL	SIZE: 14" X 8" FITMENT: STANDARD IR148 GAL	SIZE: 14" X 12" FITMENT: STANDARD IR1412 GAL	SIZE: 16" X 8" FITMENT: STANDARD IR168 GAL	SIZE: 16" X 10" FITMENT: STANDARD IR1610 GAL
SIZE: 16" X 12" FITMENT: STANDARD IR1612 GAL	SIZE: 16" X 14" FITMENT: STANDARD IR1614 GAL	SIZE: 18" X 10" FITMENT: STANDARD IR1810 GAL	SIZE: 18" X 12" FITMENT: STANDARD IR1812 GAL	SIZE: 18" X 14" FITMENT: STANDARD IR1814 GAL
SIZE: 18" X 16" FITMENT: STANDARD IR1814 GAL	SIZE: 20" X 14" FITMENT: STANDARD IR2014 GAL	SIZE: 20" X 16" FITMENT: STANDARD IR2016 GAL		

[AL] ALUMINUM
 [BLK] BLACK
 [BRN] BROWN
 [BGE] BIEGE
 [CU] COPPER
 [GAL] GALVANIZED
 [WHT] WHITE
 [SS] STAINLESS STEEL
 [DBN] DARK BROWN
 [WOG] WOOD GRAY
 [GRY] GRAY

PLUG REDUCER

SIZE: 4" X 3" PR43 	SIZE: 5" X 3" PR53 	SIZE: 5" X 4" PR54 	SIZE: 6" X 3" PR63 	SIZE: 6" X 4" PR64 
SIZE: 6" X 5" PR65 	SIZE: 7" X 3" PR73 	SIZE: 7" X 4" PR74 	SIZE: 7" X 5" PR75 	SIZE: 7" X 6" PR76 
SIZE: 8" X 3" PR83 	SIZE: 8" X 3" PR84 	SIZE: 8" X 5" PR85 	SIZE: 8" X 6" PR86 	SIZE: 8" X 7" PR87 
SIZE: 9" X 6" PR96 	SIZE: 9" X 7" PR97 	SIZE: 9" X 8" PR98 	SIZE: 10" X 6" PR106 	SIZE: 10" X 7" PR107 
SIZE: 10" X 8" PR108 	SIZE: 12" X 10" PR1210 	SIZE: 12" X 11" PR1211 	SIZE: 14" X 10" PR1410 	SIZE: 14" X 10" PR1410 
SIZE: 14" X 12" PR1412 	SIZE: 14" X 13" PR1413 			




PR



SQUARE TO ROUND TRANSITION BOX

■ ALL ARE GALVANIZED



SDB



SDB
SIDE

L" X W" X DIA" 6" X 6" X 3" SDB663	L" X W" X DIA" 6" X 6" X 4" SDB664	L" X W" X DIA" 6" X 6" X 5" SDB665	L" X W" X DIA" 6" X 6" X 6" SDB666
L" X W" X DIA" 6" X 6" X 8" SDB668	L" X W" X DIA" 8" X 8" X 10" SDB8810	L" X W" X DIA" 8" X 8" X 3" SDB883	L" X W" X DIA" 8" X 8" X 4" SDB884
L" X W" X DIA" 8" X 8" X 5" SDB885	L" X W" X DIA" 8" X 8" X 6" SDB886	L" X W" X DIA" 8" X 8" X 7" SDB887	L" X W" X DIA" 8" X 8" X 8" SDB888
L" X W" X DIA" 8" X 16" X 16" SDB81616	L" X W" X DIA" 9" X 9" X 6" SDB996	L" X W" X DIA" 9" X 9" X 7" SDB997	L" X W" X DIA" 9" X 9" X 8" SDB998
L" X W" X DIA" 9" X 9" X 9" SDB999	L" X W" X DIA" 9" X 9" X 10" SDB9910	L" X W" X DIA" 10" X 8" X 3" SDB1083	L" X W" X DIA" 10" X 8" X 4" SDB1084
L" X W" X DIA" 10" X 8" X 5" SDB1085	L" X W" X DIA" 10" X 8" X 6" SDB1086	L" X W" X DIA" 10" X 8" X 7" SDB1087	L" X W" X DIA" 10" X 8" X 8" SDB1088
L" X W" X DIA" 10" X 10" X 3" SDB10103	L" X W" X DIA" 10" X 10" X 4" SDB10104	L" X W" X DIA" 10" X 10" X 5" SDB10105	L" X W" X DIA" 10" X 10" X 6" SDB10106
L" X W" X DIA" 10" X 10" X 7" SDB10107	L" X W" X DIA" 10" X 10" X 8" SDB10108	L" X W" X DIA" 10" X 10" X 9" SDB10109	L" X W" X DIA" 10" X 10" X 10" SDB101010
L" X W" X DIA" 12" X 8" X 3" SDB1283	L" X W" X DIA" 12" X 8" X 4" SDB1284	L" X W" X DIA" 12" X 8" X 5" SDB1285	L" X W" X DIA" 12" X 8" X 6" SDB1286
L" X W" X DIA" 12" X 8" X 7" SDB1287	L" X W" X DIA" 12" X 8" X 8" SDB1288	L" X W" X DIA" 12" X 10" X 4" SDB12104	L" X W" X DIA" 12" X 10" X 5" SDB12105
L" X W" X DIA" 12" X 10" X 6" SDB12106	L" X W" X DIA" 12" X 10" X 7" SDB12107	L" X W" X DIA" 12" X 10" X 8" SDB12108	L" X W" X DIA" 12" X 10" X 9" SDB12109

[AL] ALUMINUM [BLK] BLACK [BRN] BROWN [BGE] BIEGE [CU] COPPER [GAL] GALVANIZED
 [WHT] WHITE [SS] STAINLESS STEEL [DBN] DARK BROWN [WOG] WOOD GRAY [GRY] GRAY

SQUARE TO ROUND TRANSITION BOX

ALL ARE GALVANIZED

L" X W" X DIA" 12" X 10" X 10" SDB121010	L" X W" X DIA" 12" X 12" X 4" SDB12124	L" X W" X DIA" 12" X 12" X 5" SDB12125	L" X W" X DIA" 12" X 12" X 6" SDB12126
L" X W" X DIA" 12" X 12" X 7" SDB12127	L" X W" X DIA" 12" X 12" X 8" SDB12128	L" X W" X DIA" 12" X 12" X 9" SDB12129	L" X W" X DIA" 12" X 12" X 10" SDB121210
L" X W" X DIA" 12" X 12" X 11" SDB121211	L" X W" X DIA" 12" X 12" X 12" SDB121212	L" X W" X DIA" 14" X 8" X 4" SDB1484	L" X W" X DIA" 14" X 8" X 5" SDB1485
L" X W" X DIA" 14" X 8" X 6" SDB1486	L" X W" X DIA" 14" X 8" X 7" SDB1487	L" X W" X DIA" 14" X 8" X 8" SDB1488	L" X W" X DIA" 14" X 10" X 5" SDB14105
L" X W" X DIA" 14" X 10" X 6" SDB14106	L" X W" X DIA" 14" X 10" X 7" SDB14107	L" X W" X DIA" 14" X 10" X 8" SDB14108	L" X W" X DIA" 14" X 10" X 9" SDB14109
L" X W" X DIA" 14" X 10" X 10" SDB141010	L" X W" X DIA" 14" X 12" X 7" SDB14127	L" X W" X DIA" 14" X 12" X 8" SDB14128	L" X W" X DIA" 14" X 12" X 9" SDB14129
L" X W" X DIA" 14" X 12" X 10" SDB141210	L" X W" X DIA" 14" X 12" X 11" SDB141211	L" X W" X DIA" 14" X 12" X 12" SDB141212	L" X W" X DIA" 14" X 14" X 6" SDB14146
L" X W" X DIA" 14" X 14" X 7" SDB14147	L" X W" X DIA" 14" X 14" X 8" SDB14148	L" X W" X DIA" 14" X 14" X 9" SDB14149	L" X W" X DIA" 14" X 14" X 10" SDB141410
L" X W" X DIA" 14" X 14" X 12" SDB141412	L" X W" X DIA" 14" X 14" X 14" SDB141414	L" X W" X DIA" 15" X 15" X 8" SDB15158	L" X W" X DIA" 15" X 15" X 9" SDB15159
L" X W" X DIA" 15" X 15" X 10" SDB151510	L" X W" X DIA" 15" X 15" X 11" SDB151511	L" X W" X DIA" 15" X 15" X 12" SDB151512	L" X W" X DIA" 15" X 15" X 13" SDB151513
L" X W" X DIA" 15" X 15" X 14" SDB151514	L" X W" X DIA" 16" X 16" X 6" SDB16166	L" X W" X DIA" 16" X 16" X 7" SDB16167	L" X W" X DIA" 16" X 16" X 8" SDB16168



SDB



SDB
SIDE

SQUARE TO ROUND TRANSITION BOX

■ ALL ARE GALVANIZED



SDB



SDB
SIDE

L" X W" X DIA" 16" X 16" X 9" SDB16169	L" X W" X DIA" 16" X 16" X 10" SDB161610	L" X W" X DIA" 16" X 16" X 11" SDB161611	L" X W" X DIA" 16" X 16" X 12" SDB161612
L" X W" X DIA" 16" X 16" X 13" SDB161613	L" X W" X DIA" 16" X 16" X 14" SDB161614	L" X W" X DIA" 16" X 16" X 15" SDB161615	L" X W" X DIA" 16" X 16" X 16" SDB161616
L" X W" X DIA" 18" X 18" X 6" SDB18186	L" X W" X DIA" 18" X 18" X 8" SDB18188	L" X W" X DIA" 18" X 18" X 9" SDB18189	L" X W" X DIA" 18" X 18" X 10" SDB181810
L" X W" X DIA" 18" X 18" X 11" SDB181811	L" X W" X DIA" 18" X 18" X 12" SDB181812	L" X W" X DIA" 18" X 18" X 13" SDB181813	L" X W" X DIA" 18" X 18" X 14" SDB181814
L" X W" X DIA" 18" X 18" X 15" SDB181815	L" X W" X DIA" 18" X 18" X 16" SDB181816	L" X W" X DIA" 18" X 18" X 17" SDB181817	L" X W" X DIA" 18" X 18" X 18" SDB181818
L" X W" X DIA" 20" X 8" X 8" SDB2088	L" X W" X DIA" 20" X 8" X 10" SDB20810	L" X W" X DIA" 20" X 10" X 8" SDB20108	L" X W" X DIA" 20" X 20" X 6" SDB20206
L" X W" X DIA" 20" X 20" X 8" SDB20208	L" X W" X DIA" 20" X 20" X 10" SDB202010	L" X W" X DIA" 20" X 20" X 12" SDB202012	L" X W" X DIA" 20" X 20" X 14" SDB202014
L" X W" X DIA" 20" X 20" X 16" SDB202016	L" X W" X DIA" 20" X 20" X 18" SDB202018	L" X W" X DIA" 20" X 20" X 20" SDB202020	L" X W" X DIA" 22" X 10" X 6" SDB22106
L" X W" X DIA" 22" X 10" X 8" SDB22108	L" X W" X DIA" 22" X 10" X 10" SDB221010	L" X W" X DIA" 22" X 10" X 12" SDB221012	L" X W" X DIA" 22" X 10" X 14" SDB221014
L" X W" X DIA" 22" X 10" X 16" SDB221016	L" X W" X DIA" 22" X 22" X 6" SDB22226	L" X W" X DIA" 22" X 22" X 8" SDB22228	L" X W" X DIA" 22" X 22" X 10" SDB222210
L" X W" X DIA" 22" X 22" X 12" SDB222212	L" X W" X DIA" 22" X 22" X 14" SDB222214	L" X W" X DIA" 22" X 22" X 16" SDB222216	L" X W" X DIA" 22" X 22" X 18" SDB222218

[AL] ALUMINUM [BLK] BLACK [BRN] BROWN [BGE] BIEGE [CU] COPPER [GAL] GALVANIZED
 [WHT] WHITE [SS] STAINLESS STEEL [DBN] DARK BROWN [WOG] WOOD GRAY [GRY] GRAY

SQUARE TO ROUND TRANSITION BOX

■ ALL ARE GALVANIZED

L" X W" X DIA" 22" X 22" X 20" SDB222220	L" X W" X DIA" 22" X 22" X 22" SDB222222	L" X W" X DIA" 24" X 12" X 10" SDB241210	L" X W" X DIA" 24" X 12" X 16" SDB241216
L" X W" X DIA" 24" X 24" X 8" SDB24248	L" X W" X DIA" 24" X 24" X 10" SDB242410	L" X W" X DIA" 24" X 24" X 12" SDB242412	L" X W" X DIA" 24" X 24" X 14" SDB242414
L" X W" X DIA" 24" X 24" X 16" SDB242416	L" X W" X DIA" 24" X 24" X 18" SDB242418	L" X W" X DIA" 24" X 24" X 20" SDB242420	

OTHER SIZES AVAILABLE, CALL FOR PRICING



SDB




SDB
SIDE

SQUARE TO ROUND TRANSITION BOX WITH 1/2" FLANGE

■ ALL ARE GALVANIZED

L" X W" X DIA" 6" X 6" X 6" SDB666-.5F	L" X W" X DIA" 8" X 8" X 6" SDB886-.5F	L" X W" X DIA" 8" X 8" X 8" SDB888-.5F	L" X W" X DIA" 10" X 10" X 10" SDB101010-.5F
L" X W" X DIA" 10" X 10" X 6" SDB10106-.5F	L" X W" X DIA" 10" X 10" X 8" SDB10108-.5F	L" X W" X DIA" 12" X 12" X 10" SDB121210-.5F	L" X W" X DIA" 12" X 12" X 12" SDB121212-.5F
L" X W" X DIA" 12" X 12" X 6" SDB12126-.5F	L" X W" X DIA" 12" X 12" X 8" SDB12128-.5F	L" X W" X DIA" 14" X 14" X 8" SDB14148-.5F	L" X W" X DIA" 14" X 14" X 10" SDB141410-.5F
L" X W" X DIA" 14" X 14" X 12" SDB141412-.5F	L" X W" X DIA" 14" X 14" X 14" SDB141414-.5F	L" X W" X DIA" 16" X 16" X 12" SDB161612-.5F	L" X W" X DIA" 16" X 16" X 14" SDB161614-.5F

OTHER SIZES AVAILABLE, CALL FOR PRICING





SC



SC FOLDED

STORM COLLAR

■ ALL ARE GALVANIZED

SIZE: 3" SC3	SIZE: 4" SC4	SIZE: 5" SC5	SIZE: 6" SC6	SIZE: 7" SC7	SIZE: 8" SC8
SIZE: 9" SC9	SIZE: 10" SC10	SIZE: 12" SC12	SIZE: 14" SC14	SIZE: 16" SC16	SIZE: 18" SC18

OUTSIDE DIAMETER OF PIPE

STORM COLLAR FOR B-VENT

■ ALL ARE GALVANIZED



SCB



SCB FOLDED

SIZE: 3 5/8" SCB3	SIZE: 4 5/8" SCB4	SIZE: 5 5/8" SCB5	SIZE: 6 5/8" SCB6	SIZE: 7 5/8" SCB7
SIZE: 8 5/8" SCB8	SIZE: 9 5/8" SCB9	SIZE: 11" SCB10	SIZE: 13" SCB12	SIZE: 13" SCB14
SIZE: 15" SCB14	SIZE: 17" SCB16	SIZE: 19" SCB18		

OTHER SIZES AVAILABLE, CALL FOR PRICING

STARTER COLLARS

■ ALL ARE GALVANIZED



STARTC

SIZE: 4" ■ STARTC4	SIZE: 5" ■ STARTC5	SIZE: 6" ■ STARTC6	SIZE: 7" ■ STARTC7	SIZE: 8" ■ STARTC8
SIZE: 9" ■ STARTC9	SIZE: 10" ■ STARTC10	SIZE: 12" ■ STARTC12	SIZE: 14" ■ STARTC14	

VENT COLLARS



WVC











WVCA

SIZE: 3" WVC3A ■ AL WVC3 ■ GAL	SIZE: 4" WVC4A ■ AL WVC4 ■ GAL	SIZE: 5" WVC5A ■ AL WVC5 ■ GAL	SIZE: 6" WVC6A ■ AL WVC6 ■ GAL
SIZE: 7" WVC7A ■ AL WVC7 ■ GAL	SIZE: 8" WVC8A ■ AL WVC8 ■ GAL	SIZE: 9" WVC9A ■ AL WVC9 ■ GAL	SIZE: 10" WVC10A ■ AL WVC10 ■ GAL
SIZE: 12" WVC12A ■ AL WVC12 ■ GAL			

■ [AL] ALUMINUM ■ [BLK] BLACK ■ [BRN] BROWN ■ [BGE] BIEGE ■ [CU] COPPER ■ [GAL] GALVANIZED
 ■ [WHT] WHITE ■ [SS] STAINLESS STEEL ■ [DBN] DARK BROWN ■ [WOG] WOOD GRAY ■ [GRY] GRAY

FURNACE FILTER RACK

SIZE: 14" X 20" FR1420  GAL	SIZE: 14" X 25" FR1425  GAL	SIZE: 16" X 20" FR1620  GAL	SIZE: 16" X 25" FR1625  GAL
SIZE: 18" X 20" FR1820  GAL	SIZE: 18" X 25" FR1825  GAL	SIZE: 20" X 20" FR2020  GAL	SIZE: 20" X 25" FR2025  GAL

MADE TO GO ON TOP OF FURNACE











FR



FR
OPEN

FURNACE FILTER RACK BASE

SIZE: 14" X 20" FRB1420  GAL	SIZE: 14" X 25" FRB1425  GAL	SIZE: 16" X 20" FRB1620  GAL	SIZE: 16" X 25" FRB1625  GAL
SIZE: 18" X 20" FRB1820  GAL	SIZE: 18" X 25" FRB1825  GAL	SIZE: 20" X 20" FRB2020  GAL	SIZE: 20" X 25" FRB2025  GAL

HEAVY DUTY CONSTRUCTION TO SUPPORT FURNANCE





FRB



FRB
OPEN

NAIL PLATES

SIZE: 2" X 18" QTY: 50 NP218  GAL	SIZE: 2" X 24" QTY: 25 NP224  GAL
--	--



NP

VENT SCREEN

SIZE: 6" X 100" **QTY: 6** VM6 (ALUMINUM PERMA KOTE)  AL



VM6

CDF'S CONCEALED DUCT FITTINGS


Concealed Duct Mini-Split Systems are becoming more and more popular. Mini-Splits offer greater control for room to room zoned heating and cooling. Whether hidden in the attic or crawlspace, a concealed mini-split is a great option for customers who don't like seeing an air handler on the wall.

With FAMCO's CDF product line, HVAC contractors now have the option of using pre-built fittings that are matched to the Supply and Return of many of the most popular duct mini-splits. Our CDF's cost less, look professional and takes the hassle out of bending metal in the field.


Our fittings coming in a plug and play configuration as well a blank allowing an HVAC contractor the ability to add a collar for ducting as they like.



SQUARE TO ROUND



MULTI-HOLE W/COLLARS



BLANK

MANUFACTURER: MODEL:

Daikin	FDMQ09 -12RVJU
	FDMQ15 -24RVJU
	FXSQ15 PBVJU/TAVJU
	FXSQ18-30PBVJU/TAVJU
	FXDQ24MVJU
	FXSQ05-12PBVJU/TAVJU
	FDXS09-12LVJU
	FXDQ07-12MVJU
	CDXS15-18LVJU
	FXDW18MVJU
	FXSQ36-54PBVJU/TAVJU
	FXMQ07-9PBVJU
	FXMQ12PBVJU
	FBQ18-30PVJU
	FXMQ15-24PBVJU
	FBQ36-48PVJU
	FXMQ30-54PBVJU
Fujitsu	ARU7-12RLF
	ARU18RLF
	ARU24RLF
	ARU36-48RGLXD

This is a new and growing line. Although we don't currently offer a fit for every manufacturer or model available, we are working quickly on adding new products.

See Price List for Size/ Configurations or contact us for more information.

[illegible]

[illegible]







649 N. Ralstin St.
Meridian, Idaho 83642
P: 208-884-8931
TF: 800-234-1903
F: 208-884-8943

www.famcomfg.com
sales@famcomfg.com

