

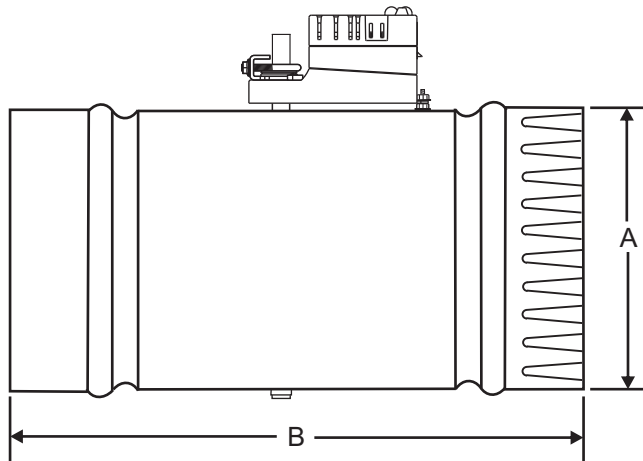
# ULTRA-ZONE®

Forced Air Zone Controls

## SUBMITTAL SHEET

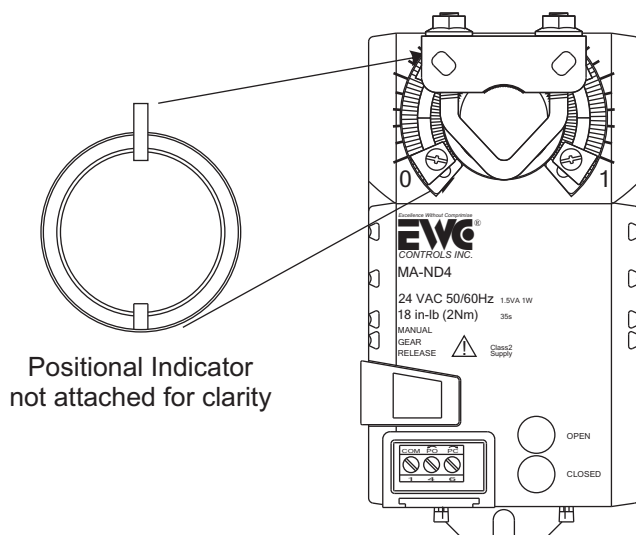
Model URD  
w/ MA-ND4 Actuator

The URD series of round motorized dampers are a double layered blade design with an integrated cellular foam sealing gasket. The superior design insures long life and no maintenance. URD dampers are easy to install, easy to wire up, and come with a 5 year warranty. The URD damper is constructed of heavy gauge galvanized steel. The nylon bearings and drive shafts insure smooth, quiet operation and provides a thermal barrier to the motor. It is designed to operate at static pressures up to 1" w.c. @ < 3% leakage. The UL Listed Motor Actuator is a 24vac 3 wire power open / power close type rated at 18 " lbs. of torque. It includes an integrated terminal block, and NEMA1 rated housing. The MA-ND4 motor features bright Green and Red LED's which correspond to the OPEN and CLOSED position of the blade. The motor also includes End Stops for Min/Max position capability to allow adjustment of the design CFM flow into a particular zone or area (See figure below). The Position LED's will illuminate regardless of the Min/Max settings. A positional arrow is also included that provides visual indication of blade travel. The Damper should be installed to orient motor at any angle top or sides. Do not install with motor at bottom of the duct work.

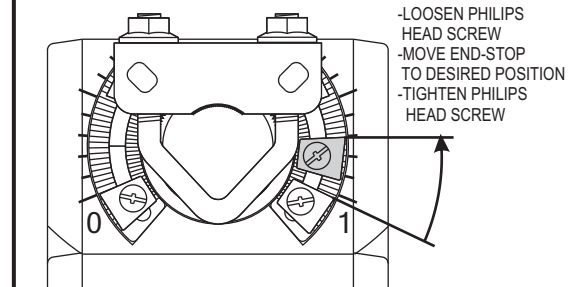


### NOMINAL DIMENSIONS

MODEL #	A	B
URD - 4	4.00"	10.00"
URD - 5	5.00"	10.00"
URD - 6	6.00"	12.00"
URD - 7	7.00"	12.00"
URD - 8	8.00"	12.00"
URD - 9	9.00"	12.00"
URD - 10	10.00"	12.00"
URD - 12	12.00"	14.00"
URD - 14	14.00"	16.00"
URD - 16	16.00"	20.00"
URD - 18	18.00"	20.00"
URD - 20	20.00"	20.00"



### END STOP ADJUSTMENT



### SUBMITTAL FORM

SUBMITTED BY: \_\_\_\_\_

JOB: \_\_\_\_\_

ARCHITECT: \_\_\_\_\_

ENGINEER: \_\_\_\_\_

CONTRACTOR: \_\_\_\_\_

LOCATION: \_\_\_\_\_

Excellence Without Compromise

**EWC**®  
CONTROLS INC.

385 Hwy. 33  
Englishtown, NJ 07726  
Ph: 800-446-3110  
Fx: 732-446-5362

P/N 090377A0068 REV. L

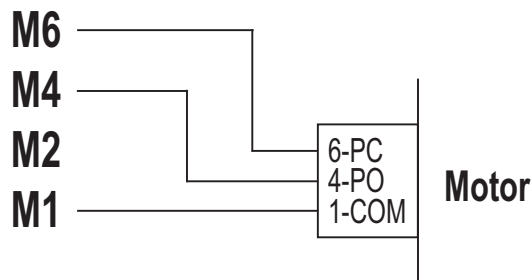
Copyright © EWC Controls 2005 - 2008 All Rights Reserved

### WIRING SOLUTIONS

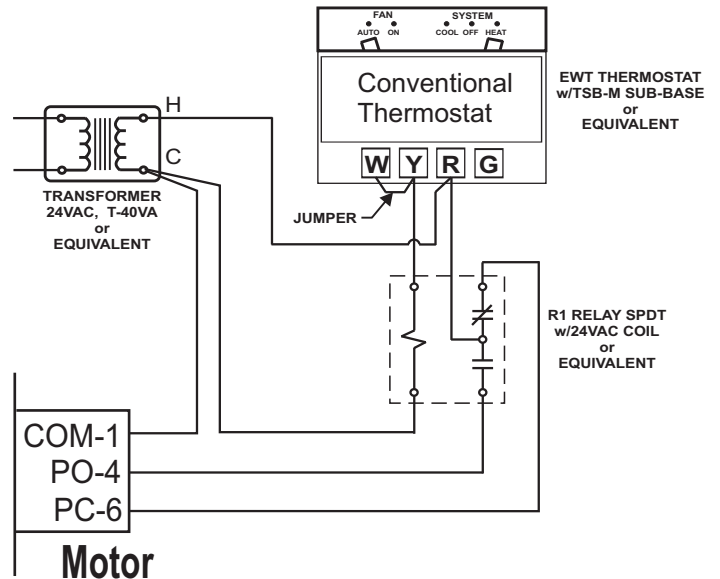
#### MOTOR Terminal Output

M6 - Power to Close (PC)  
M4 - Power to Open (PO)  
M2 - Constant Power (HOT)  
M1 - Common (COM)

#### Wiring to a Control Panel



#### Wiring a Thermostat to Control a Single Damper



#### Wiring in Parallel

